

4" - PAPER CONE DRIVER - 100 mm**CLASSIC SERIES**

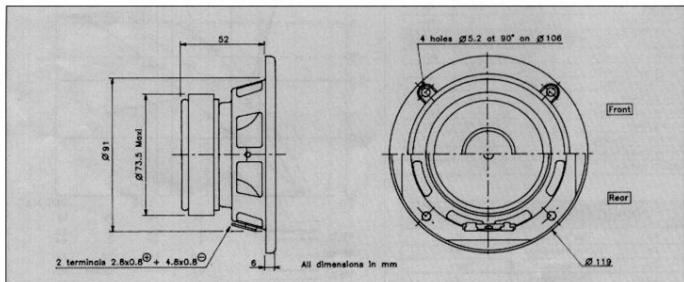
Extended bass response (Fs : 60 Hz)
 Paper cone
 Foam suspension
 Long excursion
 High temperature voice coil
 Stamped steel chassis

Réponse étendue dans le grave (Fs : 60 Hz)
 Cône papier
 Suspension mousse
 Grande excursion
 Bobine haute température
 Châssis acier embouti



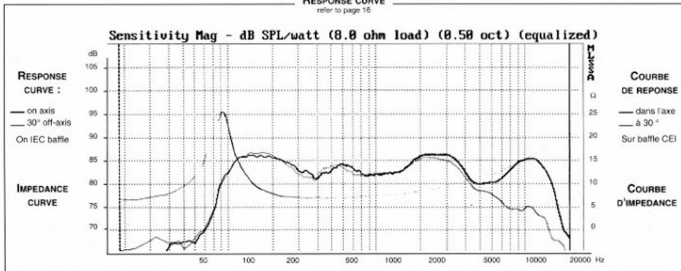
The low free air resonance and compact paper cone of this 4" bass midrange driver make it ideally suited for mini-enclosures. The high temperature 1" voice coil ensures good power handling. The "Suggested applications" charts indicate various driver loads. The response curves shown on the diagram indicate the predicted low end response of the driver in the suggested box volume (Vb) with suggested port (Dp-Lp).

Ce haut-parleur très compact, 100 mm, combine une bande passante étendue à de réelles possibilités de longues excursions. La résonance basse pour sa taille le destine plus particulièrement à de petites enceintes, satellites triphonique, ... La bobine haute température sur support aluminium autorise une puissance admissible importante. Le tableau "Suggested applications" indique différents types de charge. Les courbes publiées correspondent à la réponse dans le grave pour un volume (Vb) et une dimension d'évent donnée (Vp-Lp).



RESPONSE CURVE

refer to page 16


SPECIFICATIONS

Technical Characteristics	Symbol	Value	Units
---------------------------	--------	-------	-------

PRIMARY APPLICATION

Nominal Impedance	Z	8	Ω
Resonance Frequency	Fs	60	Hz
Nominal Power Handling	P	30	W
Sensitivity	E	88	dB

VOICE COIL

Voice coil diameter	\varnothing	25	mm
Minimum Impedance	Zmin	7	Ω
DC Resistance	Re	5,6	Ω
Voice Coil Inductance	Lbm	0,27	μ H
Voice coil Length	h	10	mm
Former	-	Aluminium	-
Number of layers	n	2	-

MAGNET


Magnet dimensions	\varnothing x h	72x15	mm
Magnet weight	m	0,24	kg
Flux density	B	1	T
Force factor	BL	4,6	NA ¹
Height of magnetic gap	He	4	mm
Stray flux	Fmag	-	Am ²
Linear excursion	Xmax	±3	mm

PARAMETERS

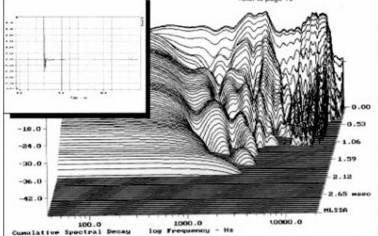
Suspension Compliance	Cms	1,65.10 ³	mN ⁻¹
Mechanical Q Factor	Qms	1,67	-
Electrical Q Factor	Qes	0,43	-
Total Q Factor	Qts	0,34	-
Mechanical Resistance	Rms	0,98	kg s ⁻¹
Moving Mass	Mms	4,5.10 ³	kg
Effective Piston Area	S	0,51.10 ³	m ²
Volume Equivalent of Air at Cas	Vas	6.10 ³	m ³
Mass of speaker	M	0,59	kg

APPLICATION PARAMETERS

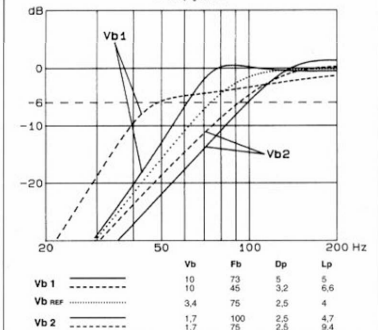
Vb	Box volume	dm ³
Fb	Tuning frequency	Hz
Dp	Port diameter	cm
Lp	Port length	cm

IMPULSE RESPONSE

WATERFALL

refer to page 16


SUGGESTED APPLICATIONS

refer to page 8 to 13



Please refer to method of measurement and measurement conditions pages 15 to 19.

Audax may, without prior notification modify the specifications on its products further to research and development requirements.