

**AUDAX**

LA PASSION DU HAUT-PARLEUR

**AT130M0**

BASS MIDRANGE

101189T

**5<sup>1</sup>/<sub>4</sub>" - SHIELDED PAPER CONE DRIVER - 130 mm****CLASSIC SERIES**

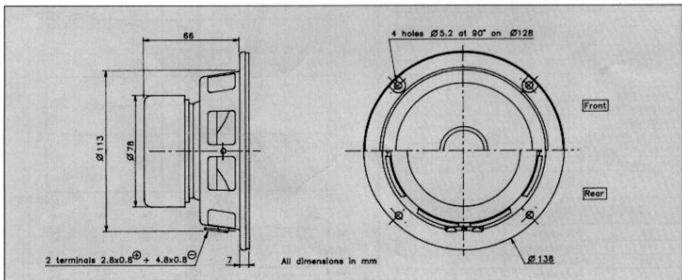
Shielded magnet for audio/video  
 Extended bass response (Fs : 52 Hz)  
 Paper cone  
 Foam suspension  
 Long excursion  
 High temperature voice coil  
 Stamped steel chassis

Anti-magnétique pour audio/vidéo  
 Réponse étendue dans le grave (Fs : 52 Hz)  
 Cône papier  
 Suspension mousse  
 Grande excursion  
 Bobine haute température  
 Châssis acier embouti



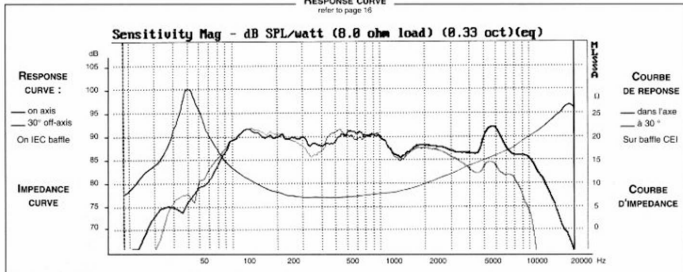
The low free air resonance and compact paper cone of this 5<sup>1</sup>/<sub>4</sub>" bass midrange driver make it ideally suited for mini-enclosures. The high temperature 1" voice coil ensures good power handling. The magnet structure is fully shielded (compensation magnet + shield) for audio/video application. The "Suggested applications" charts indicate various driver loads. The response curves shown on the diagram indicate the predicted low end response of the driver in the suggested box volume (Vb) with suggested port (Dp-Lp).

Ce haut-parleur très compact, 130 mm, combine une bande passante étendue à de réelles possibilités de longues excursions. La résonance basse pour sa taille le destine plus particulièrement à de petites enceintes, satellites triphonique, ... La bobine haute température sur support aluminium autorise une puissance admissible importante. Il est doté d'une contre-ferrite et d'un capot anti-magnétique (application audio/vidéo). Le tableau "Suggested applications" indique différents types de charge. Les courbes publiées correspondent à la réponse dans le grave pour un volume (Vb) et une dimension d'évent donnée (Vp-Lp).



**RESPONSE CURVE**

refer to page 16


**SPECIFICATIONS**

Technical Characteristics	Symbol	Value	Units
---------------------------	--------	-------	-------

**PRIMARY APPLICATION**

Nominal Impedance	Z	8	$\Omega$
Resonance Frequency	Fs	52	Hz
Nominal Power Handling	P	40	W
Sensitivity	E	89	dB

**VOICE COIL**

Voice coil diameter	$\varnothing$	25	mm
Minimum Impedance	Zmin	6,7	$\Omega$
DC Resistance	Re	6,7	$\Omega$
Voice Coil Inductance	Lbm	0,19	mH
Voice coil Length	h	11	mm
Former	-	Aluminium	-
Number of layers	n	2	-

**MAGNET**

Magnet dimensions	$\varnothing \times h$	(72x15)-(80x10)	mm
Magnet weight	m	0,24	kg
Flux density	B	1,1	T
Force factor	BL	4,4	NA <sup>-1</sup>
Height of magnetic gap	He	4	mm
Stray flux	Fmag	-	Am <sup>-1</sup>
Linear excursion	Xmax	$\pm 3,5$	mm

**PARAMETERS**

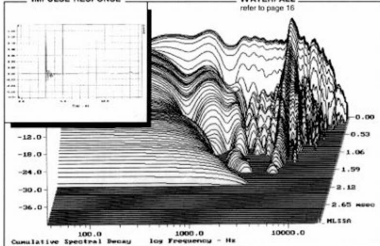
Suspension Compliance	Cms	$1,5 \cdot 10^{-3}$	mN <sup>-1</sup>
Mechanical Q Factor	Qms	2,48	-
Electrical Q Factor	Qes	0,68	-
Total Q Factor	Qts	0,54	-
Mechanical Resistance	Rms	0,81	kg s <sup>-1</sup>
Moving Mass	Mms	$6,14 \cdot 10^{-3}$	kg
Effective Piston Area	S	$0,81 \cdot 10^{-2}$	m <sup>2</sup>
Volume Equivalent of Air at Cas	Vas	$1,33 \cdot 10^{-1}$	m <sup>3</sup>
Mass of speaker	M	0,75	kg

**APPLICATION PARAMETERS**

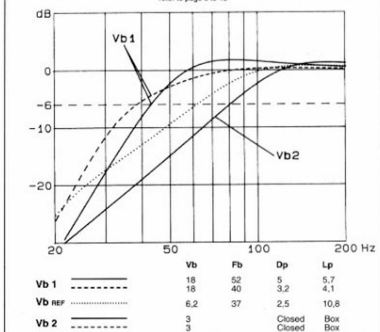
Vb	Box volume	dm <sup>3</sup>
Fb	Tuning frequency	Hz
Dp	Port diameter	cm
Lp	Port length	cm

**IMPULSE RESPONSE**
**WATERFALL**

refer to page 16


**SUGGESTED APPLICATIONS**

refer to page 8 to 13



Please refer to method of measurement and measurement conditions pages 15 to 19.

Audax may, without prior notification modify the specifications on its products further to research and development requirements.