


1" - SHIELDED SOFT DOME - 25 mm

Shielded magnet for audio/video
 1" impregnated textile dome
 Polymer face plate
 reinforced glass fiber
 Replaceable voice coil assembly
 Ferrofluid cooled voice coil
 Vented pole piece

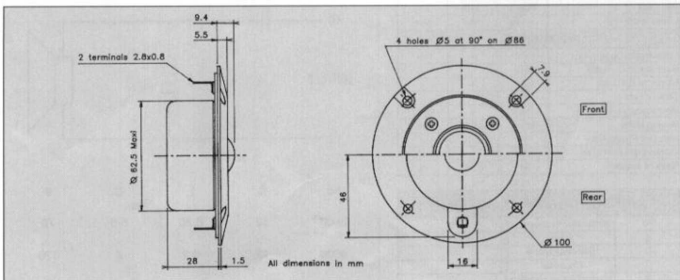
Anti-magnétique pour audio/vidéo
 Dôme 25 mm textile
 Face polymère
 renforcée fibre de verre
 Equipage mobile interchangeable
 Bobine refroidie par ferrofluide
 Noyau ventilé



The carefully designed "catenary" profile of this critically damped, soft textile dome allows clarity of sound reproduction, together with high efficiency from 4 kHz to 20 kHz ± 2 dB, high power handling capacity of 70 Wrms. Easily coupled with 2nd order crossover as shown Fig 1. Two crossover points are suggested for adequate power handling.

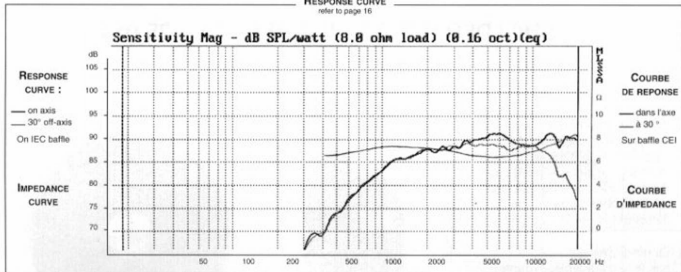
A shielded magnet system makes it ideally suited for audio-video and multimedia systems, the vented pole piece and tuned cavity equalize the dome pressure and reduce the resonance frequency.

Doté d'un dôme souple de 25 mm en textile imprégné, d'un profil "chainette" optimisé et d'un traitement amortissant, ce tweeter particulièrement musical conjugue les avantages d'un rendement élevé, d'une linéarité exceptionnelle, de 4 kHz à 20 kHz ± 2 dB et d'une puissance admissible de 70 Wrms. Il peut être filtré au second ordre (12 dB/Oct) selon le schéma Fig 1. Deux fréquences de coupure sont proposées afin d'obtenir la tenue en puissance adéquate. Ce tweeter comporte une contre-ferrite et un capot anti-magnétique (application audio-vidéo). Le noyau ventilé et la cavité accordée libèrent totalement le dôme et abaissent la fréquence de résonance.



RESPONSE CURVE

refer to page 16


SPECIFICATIONS

Technical Characteristics	Symbol	Value	Units
---------------------------	--------	-------	-------

PRIMARY APPLICATION

Nominal Impedance	Z	8	Ω
Resonance Frequency	Fs	1000	Hz
Nominal Power Handling	P	70	W
Sensitivity	E	90	dB

VOICE COIL

Voice coil diameter	\varnothing	25	mm
Minimum Impedance	Zmin	6,7	Ω
DC Resistance	Re	5,8	Ω
Voice Coil Inductance	Lbm	25	μ H
Voice coil Length	h	1,6	mm
Former	-	Aluminium	-
Number of layers	n	2	-

MAGNET

Magnet dimensions	\varnothing x h	(50x10)=(45x8)	mm
Magnet weight	m	0,15	kg
Flux density	B	1,3	T
Force factor	BL	2,2	NA ⁻¹
Height of magnetic gap	He	3	mm
Stray flux	Fmag	8	Am ⁻¹
Linear excursion	Xmax	$\pm 0,3$	mm

PARAMETERS

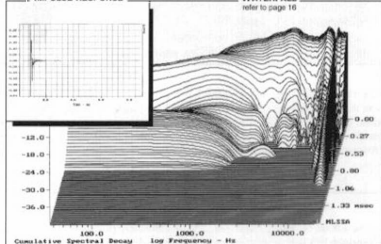
Suspension Compliance	Cms	-	mN ⁻¹
Mechanical Q Factor	Qms	-	-
Electrical Q Factor	Qes	-	-
Total Q Factor	Qts	-	-
Mechanical Resistance	Rms	-	kg s ⁻¹
Moving Mass	Mms	0,29.10 ⁻⁴	kg
Effective Piston Area	S	6,2.10 ⁻⁴	m ²
Volume Equivalent of Air at Cas	Vas	-	m ³
Mass of speaker	M	0,35	kg

APPLICATION PARAMETERS

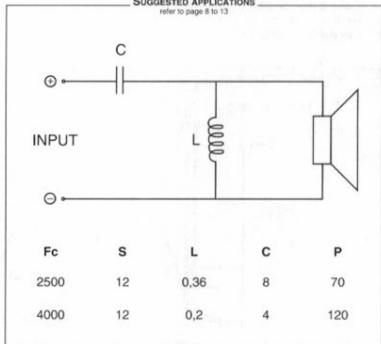
Fc	Crossover Frequency	Hz
S	Slope	dB / Oct.
L	Self-inductance	mH
C	Capacitor	μ F
P	Nominal Power Handling	W

IMPULSE RESPONSE
WATERFALL

refer to page 16


SUGGESTED APPLICATIONS

refer to page 8 to 13



Please refer to method of measurement and measurement conditions pages 15 to 19.

Audax may, without prior notification modify the specifications on its products further to research and development requirements.