

4" - TPX CONE DRIVER - 100 mm


PRESTIGE SERIES

TPX cone

Non resonant die cast chassis
 Ventilated chassis under spider
 High loss, high compliance rubber suspension
 Edgewound, flat copper wire
 Kapton voice coil former
 Vented pole piece with protection grill
 Gold plated terminals

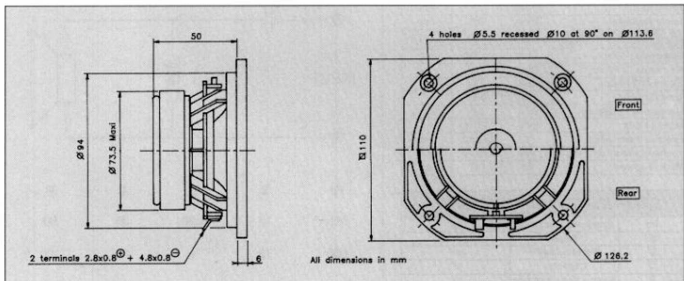
Cône TPX

Châssis Zamak moulé non résonant
 Fond ventilé
 Suspension caoutchouc amortissant hte compliance
 Bobine sur support Kapton
 Fil cuivre plat sur chant
 Noyau ventilé avec grille de protection
 Connectique plaquée or



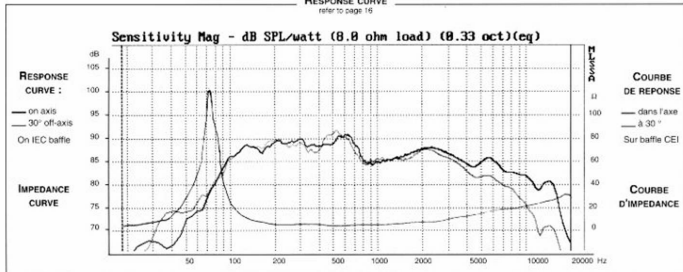
Designed for compact 2-way high end systems, this 4" Bass-Midrange driver features a patented TPX diaphragm coupled to a high loss rubber suspension. TPX is an advanced polymer that is extremely rigid, very light and possesses high internal damping. High power handling results from the flat, edgewound copper coil mounted onto a fiberglass reinforced Kapton voice coil former. Unobstructed venting of the Zamak die cast chassis contributes to the dramatic transient response. A high loss phasing plug completes the design to ensure a smooth top end response for minimum crossover equalization and a very neutral sound quality. Gold plated terminals offer excellent solderability. The "application parameters" and "suggested applications" charts indicate various driver loads. The response curves shown on the diagram indicate the predicted low end response of the driver in the suggested box volume (Vb) with suggested port (Dp-Lp) dimensions.

Développé pour une utilisation en système 2 voies compact, ce 100 mm Basse-Médium est équipé d'un cône en TPX, brevet Audax, matériau offrant d'exceptionnelles propriétés d'amortissement interne et de faible densité (0,83) associé à une suspension en caoutchouc amortissant. Sa bonne tenue en puissance résulte de l'utilisation d'une bobine sur support Kapton en fil de cuivre plat sur chant. L'exceptionnelle réponse en transitoires résulte de la structure ouverte du châssis dégageant le spider. L'ogive non résonante en norex complète le design en assurant une fin de bande linéaire et une parfaite neutralité du message musical. La connectique plaquée or permet une excellente soudabilité. Le tableau "Suggested applications" indique différents types de charge. Les courbes publiées correspondent à la réponse dans le grave pour un volume (Vb) et une dimension d'évent donnée (Dp-Lp).



RESPONSE CURVE

refer to page 16


SPECIFICATIONS

Technical Characteristics	Symbol	Value	Units
---------------------------	--------	-------	-------

PRIMARY APPLICATION

Nominal Impedance	Z	8	Ω
Resonance Frequency	Fs	65	Hz
Nominal Power Handling	P	40	W
Sensitivity	E	87	dB

VOICE COIL

Voice coil diameter	\varnothing	25	mm
Minimum Impedance	Zmin	6,5	Ω
DC Resistance	Re	6,3	Ω
Voice Coil Inductance	Lbm	0,18	mH
Voice coil Length	h	9,6	mm
Former	-	Kapton	-
Number of layers	n	1	-

MAGNET

Magnet dimensions	\varnothing x h	72 x 15	mm
Magnet weight	m	0,24	kg
Flux density	B	1	T
Force factor	BL	5,5	NA ^{1/2}
Height of magnetic gap	He	4	mm
Stray flux	Fmag	-	Am ¹
Linear excursion	Xmax	$\pm 2,8$	mm

PARAMETERS

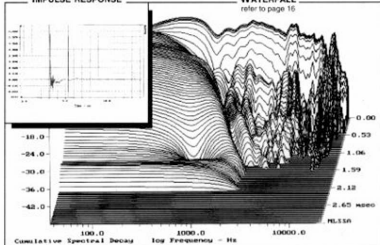
Suspension Compliance	Cms	$1,47 \cdot 10^{-1}$	mN
Mechanical Q Factor	Qms	7,03	-
Electrical Q Factor	Qes	0,36	-
Total Q Factor	Qts	0,35	-
Mechanical Resistance	Rms	0,21	kg s ⁻¹
Moving Mass	Mms	$4,1 \cdot 10^{-2}$	kg
Effective Piston Area	S	$0,52 \cdot 10^{-1}$	m ²
Volume Equivalent of Air at Cas	Vas	$5,4 \cdot 10^{-1}$	m ³
Mass of speaker	M	0,7	kg

APPLICATION PARAMETERS

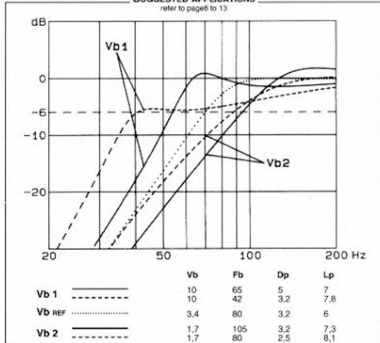
Vb	Box volume	dm ³
Fb	Tuning frequency	Hz
Dp	Port diameter	cm
Lp	Port length	cm

IMPULSE RESPONSE
WATERFALL

refer to page 16


SUGGESTED APPLICATIONS

refer to pages 13



Please refer to method of measurement and measurement conditions pages 15 to 19.

Audax may, without prior notification modify the specifications on its products further to research and development requirements.