

8" - CARBON FIBER CONE - 210 mm

REFERENCE SERIES

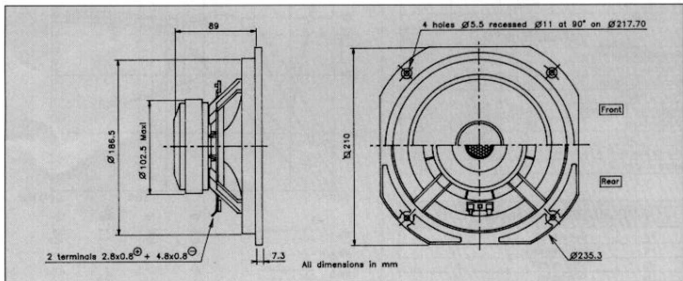
Non resonant die cast chassis
Ventilated chassis under spider
Woven carbon fiber cone
High Loss, high compliance rubber suspension
Edgewound, flat copper wire
Kapton voice coil former
Vented pole piece with protection grill
Gold plated terminals

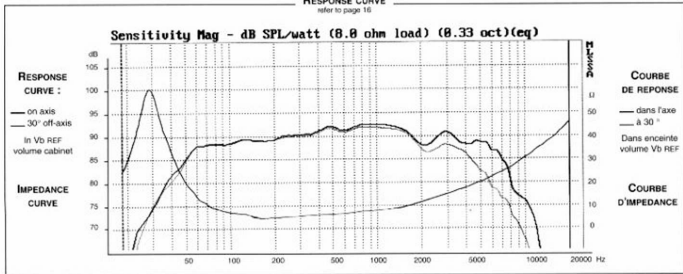
Châssis Zamak moulé non résonant
Fond ventilé
Cône en fibres de carbone tressées
Suspension caoutchouc haute compliance
Fil cuivre plat sur chant
Bobine sur support Kapton
Noyau ventilé - Grille de protection
Connectique plaquée or



Designed for high end 2 or 3-way self standing systems, this 8" Bass-Midrange driver offers the advantages of a very stiff and light woven Carbon Fiber cone coupled to a high loss rubber suspension. Bass reproduction is firm, tight and dynamic while the cone motion is well damped and controlled by the high compliance, high loss rubber surround. Special consideration has been taken to ensure the best possible transient response, and an exceptionally natural top end roll-off. Unobstructed venting of the Zamak die cast chassis, coupled with a grill protected, vented pole piece and a soft polymer dustcap all contribute to the dramatic transient response. High power handling results from the flat, edgewound copper coil mounted onto a fiberglass reinforced Kapton voice coil former. Gold plated terminals offer excellent solderability. The "suggested applications" charts indicate various driver loads, including the box alignment used to measure the response curve (Vb REF). The response curves shown on the diagram indicate the predicted low end response of the driver in the suggested box volume (Vb) with suggested port (Dp-Lp).

Ce Boomer-Médium de 210 mm, destiné à des systèmes colonne haut de gamme 2 et 3 voies, est doté d'un cône ultra rigide et très léger en fibres de carbone tressées associé à une suspension en caoutchouc amortissant. Un soin particulier a été apporté au châssis Zamak moulé ainsi qu'à la structure magnétique afin d'assurer la meilleure réponse en transitoire, ainsi qu'une coupure haute naturelle : châssis ouvert et ventilé sous le spider, noyau ventilé et cache noyau en polymère souple ultra léger. Sa bonne tenue en puissance résulte de l'utilisation d'une bobine sur support Kapton renforcé fibre de verre en fil de cuivre plat sur chant. La connectique plaquée or permet une excellente soudabilité. Le tableau "Suggested applications" indique différents types de charge dont celui utilisé pour la mesure de la courbe de réponse (Vb). Les courbes publiées correspondent à la réponse dans le grave pour un volume (Vb) et une dimension d'évent donnée (Dp-Lp).



RESPONSE CURVE
 refer to page 16


SPECIFICATIONS

Technical Characteristics	Symbol	Value	Units
---------------------------	--------	-------	-------

PRIMARY APPLICATION

Nominal Impedance	Z	8	Ω
Resonance Frequency	Fs	31	Hz
Nominal Power Handling	P	70	W
Sensitivity	E	90	dB

VOICE COIL

Voice coil diameter	\varnothing	40	mm
Minimum Impedance	Zmin	6,9	Ω
DC Resistance	Re	6,5	Ω
Voice Coil Inductance	Lbm	0,42	mH
Voice coil Length	h	14,3	mm
Former	-	Kapton	-
Number of layers	n	1	-

MAGNET

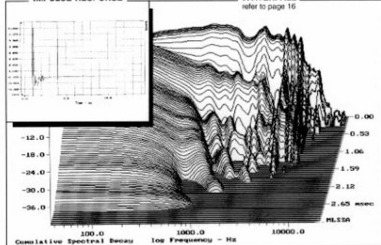
Magnet dimensions	\varnothing x h	100x18	mm
Magnet weight	m	0,55	kg
Flux density	B	1	T
Force factor	BL	8,5	NA
Height of magnetic gap	He	6	mm
Stray flux	Fmag	-	Am ⁻¹
Linear excursion	Xmax	±4,15	mm

PARAMETERS

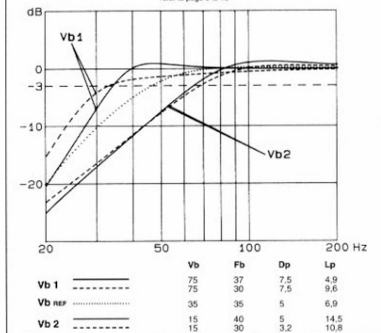
Suspension Compliance	Cms	1,1.10 ⁻¹	mN ⁻¹
Mechanical Q Factor	Qms	5,17	-
Electrical Q Factor	Qes	0,42	-
Total Q Factor	Qts	0,39	-
Mechanical Resistance	Rms	0,90	kg s ⁻¹
Moving Mass	Mms	23,5.10 ⁻³	kg
Effective Piston Area	S	2,32.10 ⁻²	m ²
Volume Equivalent of Air at Cas	Vas	83.10 ⁹	m ³
Mass of speaker	M	2,1	kg

APPLICATION PARAMETERS

Vb	Box volume	dm ³
Fb	Tuning frequency	Hz
Dp	Port diameter	cm
Lp	Port length	cm

IMPULSE RESPONSE
WATERFALL

SUGGESTED APPLICATIONS

refer to page 8 to 13



Please refer to method of measurement and measurement conditions pages 15 to 19.

Audax may, without prior notification modify the specifications on its products further to research and development requirements.