

5¹/₄" - FIBERGLASS CONE DRIVER - 130 mm**CLASSIC SERIES**

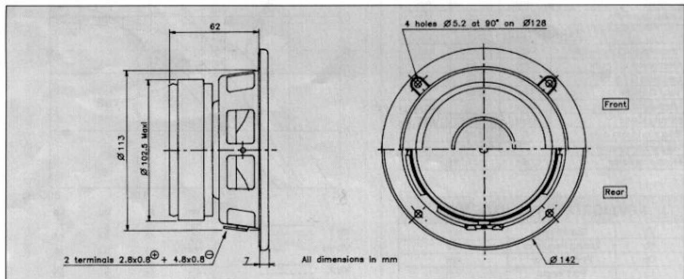
Woven fiberglass cone
 High loss rubber surround
 Large magnet (550 g)
 Low resonance (49 Hz)
 Smooth frequency response
 Stamped steel chassis

Cône fibre de verre tissée
 Suspension caoutchouc
 Ferrite largement dimensionnée (100 mm)
 Fréquence de résonance basse (49 Hz)
 Courbe de réponse linéaire
 Châssis acier embouti



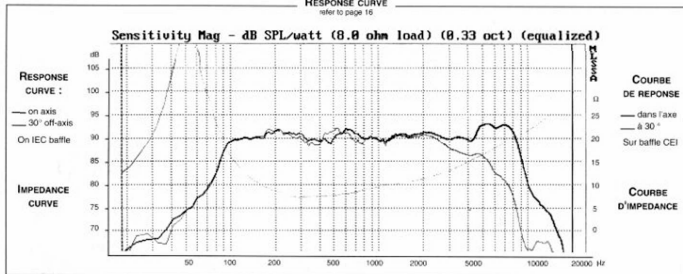
The large magnet and low resonance of this 5¹/₄" bass midrange make it well suited for use in compact, high efficiency bookshelf 2-way systems. It may also be used as a midrange in larger 3-way systems. The woven fiberglass cone is coupled with a high loss rubber surround to offer excellent sonic definition and an extended response. The "Suggested applications" charts indicate various driver loads. The response curves shown on the diagram indicate the predicted low end response of the driver in the suggested box volume (V_b) with suggested port (D_p-L_p).

Ce haut-parleur de 130 mm est équipé d'un cône en fibre de verre tissée associé à une suspension en caoutchouc. Le système magnétique largement dimensionné et la fréquence de résonance basse le destinent à l'utilisation en Boomer Médium d'une enceinte compacte 2 voies ou en Médium d'une enceinte 3 voies avec un rendement élevé, une excellente définition et une réponse en fréquence linéaire. Le tableau "Suggested applications" indique différents types de charge. Les courbes publiées correspondent à la réponse dans le grave pour un volume (V_b) et une dimension d'évent donnée (V_p-L_p).



RESPONSE CURVE

refer to page 16



SPECIFICATIONS

Technical Characteristics	Symbol	Value	Units
---------------------------	--------	-------	-------

PRIMARY APPLICATION

Nominal Impedance	Z	8	Ω
Resonance Frequency	Fs	48	Hz
Nominal Power Handling	P	40	W
Sensitivity	E	90	dB

VOICE COIL

Voice coil diameter	\varnothing	25	mm
Minimum Impedance	Zmin	7,7	Ω
DC Resistance	Re	6,5	Ω
Voice Coil Inductance	Lbm	0,01	mH
Voice coil Length	h	11	mm
Former	-	Aluminium	-
Number of layers	n	2	-

MAGNET

Magnet dimensions	\varnothing x h	100 x 18	mm
Magnet weight	m	0,55	kg
Flux density	B	1,3	T
Force factor	BL	8,5	NA ⁻¹
Height of magnetic gap	He	6	mm
Stray flux	Fmag	-	Am ⁻¹
Linear excursion	Xmax	±2,5	mm

PARAMETERS

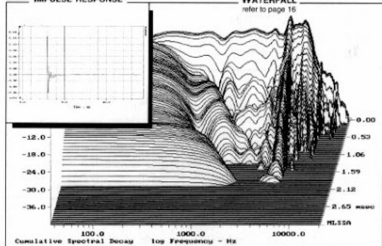
Suspension Compliance	Cms	1,1.10 ⁻³	mN ⁻¹
Mechanical Q Factor	Qms	2,01	-
Electrical Q Factor	Qes	0,28	-
Total Q Factor	Qts	0,25	-
Mechanical Resistance	Rms	1,56	kg s ⁻¹
Moving Mass	Mms	10,4.10 ⁻³	kg
Effective Piston Area	S	0,85.10 ⁻³	m ²
Volume Equivalent of Air at Cas	Vas	11.10 ⁻³	m ³
Mass of speaker	M	1,4	kg

APPLICATION PARAMETERS

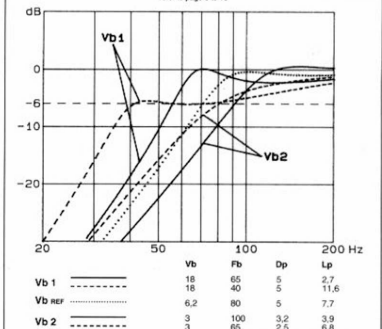
Vb	Box volume	dm ³
Fb	Tuning frequency	Hz
Dp	Port diameter	cm
Lp	Port length	cm

IMPULSE RESPONSE
WATERFALL

refer to page 16


SUGGESTED APPLICATIONS

refer to page 8 to 13



Please refer to method of measurement and measurement conditions pages 15 to 19.

Audax may, without prior notification modify the specifications on its products further to research and development requirements.