

10" - PAPER CONE DRIVER - 240 mm**PROFESSIONAL LINE**

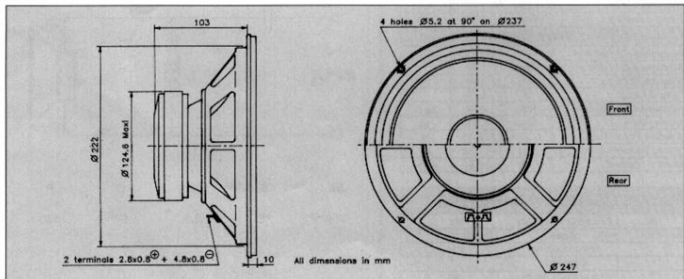
High power handling capacity - 80W
 High efficiency - 96 dB
 Stamped steel chassis
 Coated textile surround
 Exponential paper cone
 High temperature voice coil (Ø 40mm)
 Aluminium former

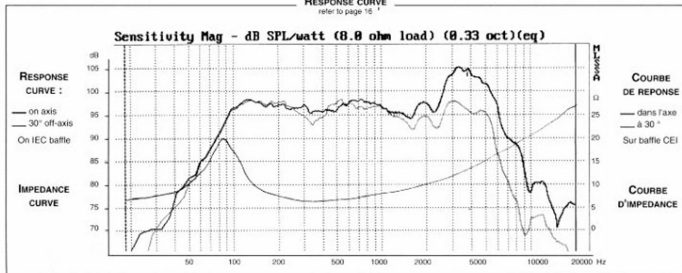
Puissance admissible élevée - 80W
 Haut rendement - 96dB
 châssis acier embouti
 suspension toile traitée
 Cône papier exponentiel
 bobine haute température
 Support aluminium (Ø 40mm)



This 10" woofer has been designed for good quality, high efficiency, compact-systems, and musical instruments. The high temperature voice coil (Ø 40mm) wound onto aluminium former coupled to the exponential cone profile ensure wide frequency range and excellent power handling. The "suggested applications" charts indicate various driver loads. The response curves shown on the diagram indicate the predicted low end response of the driver in the suggested box volume (Vb) with suggested port (Dp-Lp).

Ce woofer de 240mm est destiné à des applications de bonne qualité en sonorisation, guitare, etc, nécessitant haut rendement et bonne tenue en puissance. La bobine haute température (Ø 40mm) est enroulée sur support aluminium. La membrane a profil exponentiel et suspension toile traitée, procure une bande passante étendue et linéaire. Le tableau "Suggested applications" indique différents types de charge. Les courbes publiées correspondent à la réponse dans le grave pour un volume (Vb) et une dimension d'évent donnée (Dp-Lp).

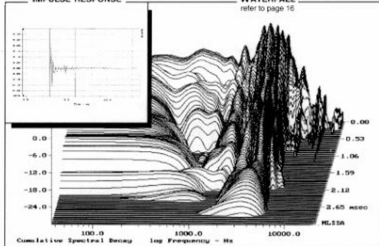


RESPONSE CURVE
 refer to page 16

SPECIFICATIONS

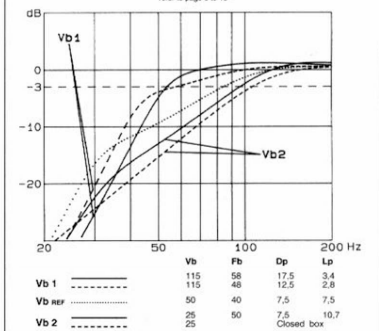
Technical Characteristics	Symbol	Value	Units
PRIMARY APPLICATION			
Nominal Impedance	Z	8	Ω
Resonance Frequency	Fs	80	Hz
Nominal Power Handling	P	80	W
Sensitivity	E	97	dB
VOICE COIL			
Voice coil diameter	Ø	40	mm
Minimum Impedance	Zmin	8	Ω
DC Resistance	Re	6.8	Ω
Voice Coil Inductance	Lbm	0.29	mH
Voice coil Length	h	9	mm
Former	-	Aluminium	-
Number of layers	n	2	-
MAGNET			
Magnet dimensions	Ø x h	120 x 20	mm
Magnet weight	m	0.88	kg
Flux density	B	1,4	T
Force factor	BL	8,7	NA'
Height of magnetic gap	He	6	mm
Stray flux	Fmag	-	Am'
Linear excursion	Xmax	±1,5	mm
PARAMETERS			
Suspension Compliance	Cms	0.2 · 10 ⁻¹	mN'
Mechanical Q Factor	Qms	2,44	-
Electrical Q Factor	Qes	0,90	-
Total Q Factor	Qts	0,66	-
Mechanical Resistance	Rms	4,1	kg s ⁻¹
Moving Mass	Mms	19,9 · 10 ⁻¹	kg
Effective Piston Area	S	3,5 · 10 ⁻²	m ²
Volume Equivalent of Air at Cas	Vas	34,3 · 10 ⁻¹	m ³
Mass of speaker	M	2,6	kg

APPLICATION PARAMETERS

Symbol	Description	Unit
Vb	Box volume	dm ³
Fb	Tuning frequency	Hz
Dp	Port diameter	cm
Lp	Port length	cm

IMPULSE RESPONSE
WATERFALL

SUGGESTED APPLICATIONS

refer to page 6 to 13



Please refer to method of measurement and measurement conditions pages 15 to 19.

Audax may, without prior notification modify the specifications on its products further to research and development requirements.