

**10" - PAPER CONE DRIVER - 240 mm**4  $\Omega$ **CAR LINE**

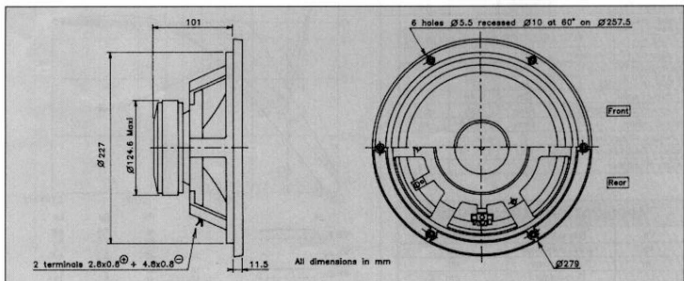
Hi Fi automotive application  
Zamak die cast chassis  
Exponential paper cone  
Coated textile surround  
Kapton voice coil former  
Flat copper wire  
Gold plated terminals

Application automobile  
Châssis Zamak moulé  
Cône papier profil exponentiel  
Suspension toile traitée  
Bobine sur support Kapton  
Fil cuivre plat sur chant  
Connectique plaquée or



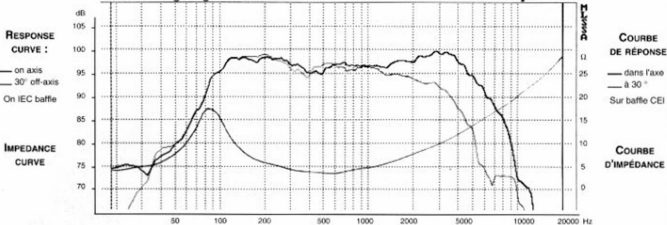
The edgewound copper wire voice coil mounted onto a fiberglass reinforced Kapton former coupled with the exponential cone profile ensures this bass unit offers high efficiency - 97 dB - and excellent power handling capacity. Covering a wide frequency range of 50 Hz to 6 kHz this driver is well suited for 2 way applications. The "suggested applications" charts indicate various driver loads. The response curves shown on the diagram indicate the predicted low end response of the driver in the suggested box volume ( $V_b$ ) with suggested port ( $D_p-L_p$ ).

Ce haut-parleur de graves bénéficie d'un rendement élevé - 97 dB - d'une bonne tenue en puissance et d'une bande passante étendue grâce à sa bobine en fil de cuivre plat sur support Kapton renforcé fibre de verre et au profil exponentiel de son cône. Sa plage d'utilisation 50 Hz à 6 kHz autorise une association en 2 voies. Le tableau "Suggested applications" indique différents types de charge. Les courbes publiées correspondent à la réponse dans le grave pour un volume ( $V_b$ ) et une dimension d'évent donnée ( $D_p-L_p$ ).



**RESPONSE CURVE**

refer to page 16

**Sensitivity Mag - dB SPL/watt (4.0 ohm load) (0.50 oct)(eq)**


## SPECIFICATIONS

Technical Characteristics	Symbol	Value	Units
---------------------------	--------	-------	-------

**PRIMARY APPLICATION**

Nominal Impedance	Z	4	$\Omega$
Resonance Frequency	Fs	90	Hz
Nominal Power Handling	P	80	W
Sensitivity	E	97	dB

**VOICE COIL**

Voice coil diameter	$\varnothing$	40	mm
Minimum Impedance	Zmin	4,7	$\Omega$
DC Resistance	Re	3,4	$\Omega$
Voice Coil Inductance	Lbm	0,19	mH
Voice coil Length	h	12	mm
Former	-	Kapton	-
Number of layers	n	1	-

**MAGNET**

Magnet dimensions	$\varnothing$ x h	120 X 20	mm
Magnet weight	m	0,88	kg
Flux density	B	1,4	T
Force factor	BL	7,95	NA <sup>2</sup>
Height of magnetic gap	He	6	mm
Stray flux	Fmag	-	Am <sup>2</sup>
Linear excursion	Xmax	+3	mm

**PARAMETERS**

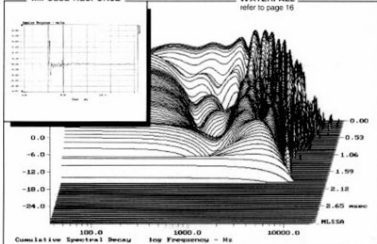
Suspension Compliance	Cms	0,124.10 <sup>-3</sup>	mN <sup>-1</sup>
Mechanical Q Factor	Qms	3,43	-
Electrical Q Factor	Qes	0,77	-
Total Q Factor	Qts	0,63	-
Mechanical Resistance	Rms	4,14	kg s <sup>-1</sup>
Moving Mass	Mms	25.1.10 <sup>-3</sup>	kg
Effective Piston Area	S	344.10 <sup>-3</sup>	m <sup>2</sup>
Volume Equivalent of Air at Cas	Vas	20,6.10 <sup>-3</sup>	m <sup>3</sup>
Mass of speaker	M	3,15	kg

## APPLICATION PARAMETERS

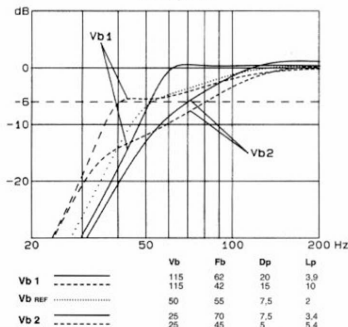
Vb	Box volume	dm <sup>3</sup>
Fb	Tuning frequency	Hz
Dp	Port diameter	cm
Lp	Port length	cm

**IMPULSE RESPONSE**
**WATERFALL**

refer to page 16


**SUGGESTED APPLICATIONS**

refer to page 8 to 13



Please refer to method of measurement and measurement conditions pages 15 to 19.

Audax may, without prior notification modify the specifications on its products further to research and development requirements.