

15" - PAPER CONE DRIVER - 380 mm**PROFESSIONAL LINE**

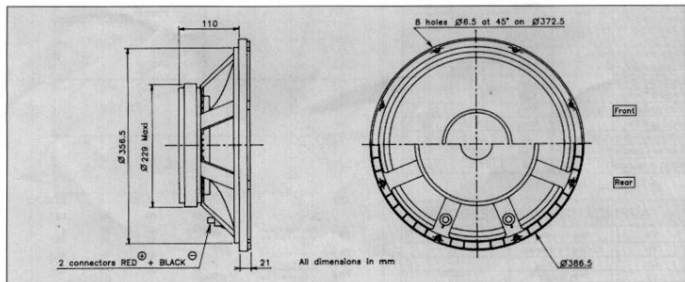
Very high efficiency - 100 dB
 Very high power - 350 W
 Coated textile suspension
 Ultra stiff die cast chassis
 Heatsink design - Vented pole piece
 Kapton voice coil former (100 mm Ø)
 Flat copper wire
 Gold plated binding posts

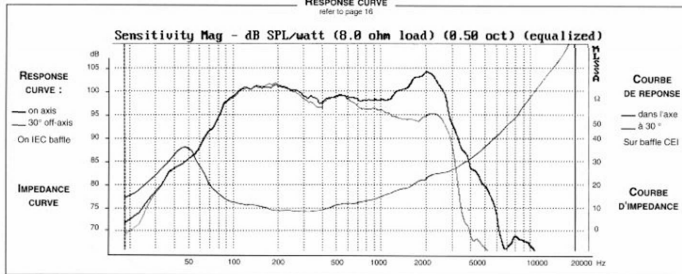
Très haut rendement - 100 dB
 Puissance très élevée - 350 W
 Suspension toile traitée
 Châssis moulé ultra-rigide
 Ailettes de refroidissement - Noyau ventilé
 Bobine sur support Kapton (Ø 100 mm)
 Fil cuivre plat sur chant
 Bornes plaquées or



This 15" woofer is designed to work in bass reflex systems and folded horn bins to produce deep bass with low distortion at high power levels. The very high sensitivity (100 dB) and exceptional power handling (350 W) result from the very large diameter magnet (9") coupled with a 4" edgewound flat copper wire voice coil mounted onto a fiberglass reinforced Kapton former. The magnet has a vented pole piece and is heatsinked to the Zamak chassis to maximize heat dissipation. Gold plated binding posts fitted onto the Ultra stiff die cast chassis are designed to accept large diameter cables. The "suggested applications" charts indicate various driver loads. The response curves shown on the diagram indicate the predicted low end response of the driver in the suggested box volume (Vb) with suggested port (Dp-Lp).

Ce woofer de 380 mm est particulièrement destiné à la reproduction des graves à fort niveau et sans distorsion dans des systèmes bass reflex ou à pavillon replié. Son très haut rendement (100 dB) et sa très forte tenue en puissance (350 W) résultent de l'utilisation d'une large structure magnétique (225 mm) associée à une bobine de 100 mm sur support Kapton renforcé fibre de verre à fil de cuivre plat sur chant. Le châssis ultra rigide en Zamak moulé à ailettes de refroidissement et le noyau ventilé assurent une dissipation optimale de la chaleur. Les borniers plaqués or permettent l'utilisation de câbles de forte section. Le tableau "Suggested applications" indique différents types de charge. Les courbes publiées correspondent à la réponse dans le grave pour un volume (Vb) et une dimension d'évent donnée (Dp-Lp).



RESPONSE CURVE
 refer to page 16


SPECIFICATIONS

Technical Characteristics	Symbol	Value	Units
---------------------------	--------	-------	-------

PRIMARY APPLICATION

Nominal Impedance	Z	8	Ω
Resonance Frequency	Fs	49	Hz
Nominal Power Handling	P	350	W
Sensitivity	E	100	dB

VOICE COIL

Voice coil diameter	\varnothing	100	mm
Minimum Impedance	Zmin	7,8	Ω
DC Resistance	Re	5,6	Ω
Voice Coil Inductance	Lbm	1,29	mH
Voice coil Length	h	18	mm
Former	-	Kapton	-
Number of layers	n	1	-

MAGNET


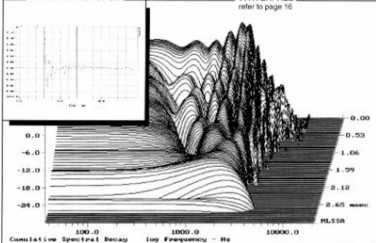
Magnet dimensions	$\varnothing \times h$	224 x 23	mm
Magnet weight	m	3,43	kg
Flux density	B	1,2	T
Force factor	BL	23,39	NA'
Height of magnetic gap	He	7	mm
Stray flux	Fmag	-	Am'
Linear excursion	Xmax	$\pm 5,5$	mm

PARAMETERS

Suspension Compliance	Cms	$0,096 \cdot 10^{-3}$	mN ⁻¹
Mechanical Q Factor	Qms	4,06	-
Electrical Q Factor	Qes	0,34	-
Total Q Factor	Qts	0,32	-
Mechanical Resistance	Rms	8,2	kg s ⁻¹
Moving Mass	Mms	$108 \cdot 10^{-3}$	kg
Effective Piston Area	S	$8,92 \cdot 10^{-3}$	m ²
Volume Equivalent of Air at Cas	Vas	$107 \cdot 10^{-3}$	m ³
Mass of speaker	M	10	kg

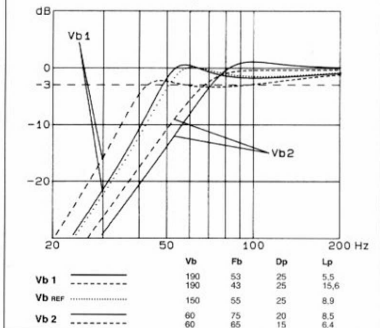
APPLICATION PARAMETERS

Vb	Box volume	dm ³
Fb	Tuning frequency	Hz
Dp	Port diameter	cm
Lp	Port length	cm

IMPULSE RESPONSE

WATERFALL


SUGGESTED APPLICATIONS

refer to page 8 to 13



Please refer to method of measurement and measurement conditions pages 15 to 19.

Audax may, without prior notification modify the specifications on its products further to research and development requirements.