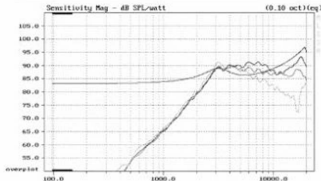
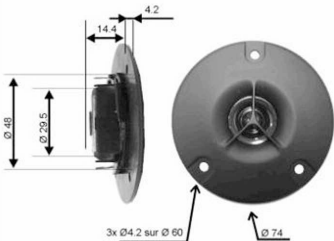



Le dome titane associé au design très compact apportent à ce tweeter toutes les qualités requises pour les systèmes satellites



Impédance 8ohms Diamètre bobine..... 10 mm
 Résonance 3000 Hz Hauteur bobine 2 mm
 Puissance nominale (IEC) . 25 W Support.....
 Sensibilité (2.83V/1m) 91.0 dB Nb. couches 2

Résistance (DC) 5.5 ohms Membrane titane
 Inductance 0.032 mH Saladier polymère
 Xmax ± 0.25 mm Poids 58 gr


**Bobine refroidie par ferrofluide
 Ensemble magnétique surmoulé**



10 mm TITANIUM COMPOSITE DOME

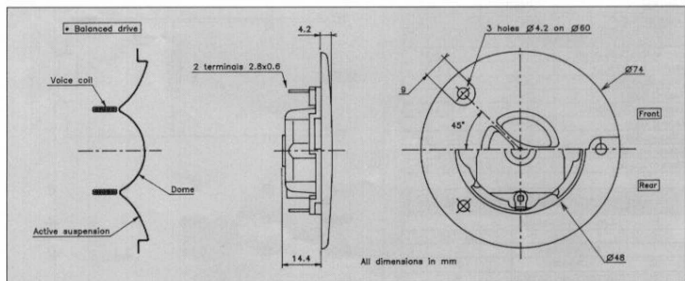
Ion deposited pure Titanium
Balanced drive concept design*
Ferrofluid - cooled voice coil
Extended frequency response
Ultra-light moving parts
Encapsulated magnet assembly

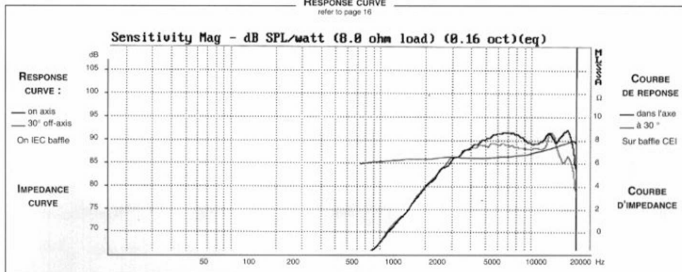
Titane pur déposé sous vide
Concept *balanced drive**
Bobine refroidie par ferrofluide
Bande passante étendue
Équipage mobile ultra léger
Ensemble magnétique surmoulé



Pure Titanium is ion deposited onto 10 mm polymer diaphragm. The composite created offers increased stiffness. Very compact, 10 mm polymer dome tweeter. Ultra light moving parts, formerless voice coil. Piston area equally composed of dome and active suspension (Balanced drive concept). Offers the Audiophile a combination of musical qualities : Spatial dispersion, exceptional transient response, high harmonics reproduction. Easily coupled with 1st order crossover as shown in Fig 1 or with 2nd order for increased power handling.

Très compact, ce tweeter à dôme de 10 mm bénéficie du dépôt sous vide d'une couche de Titane pur qui améliore sensiblement la définition dans le haut du spectre. Il doit l'extrême légèreté de son équipement mobile à sa bobine sans support. La surface émissive est équilibrée entre le dôme et la suspension active. Il offre à l'audiophile une conjugaison de performances musicales : dispersion spatiale, réponse impulsionnelle, reproduction des harmoniques supérieurs. Il peut être filtré au premier ordre comme proposé sur le schéma Fig 1 ou au 2ème ordre pour une augmentation de la tenue en puissance.



RESPONSE CURVE
 refer to page 10

SPECIFICATIONS

Technical Characteristics	Symbol	Value	Units
---------------------------	--------	-------	-------

PRIMARY APPLICATION

Nominal Impedance	Z	8	Ω
Resonance Frequency	Fs	3000	Hz
Nominal Power Handling	P	25	W
Sensitivity	E	91	dB

VOICE COIL

Voice coil diameter	\varnothing	10	mm
Minimum Impedance	Zmin	6,4	Ω
DC Resistance	Re	5,5	Ω
Voice Coil Inductance	Lbm	32	μ H
Voice coil Length	h	2	mm
Former	-	-	-
Number of layers	n	2	-

MAGNET

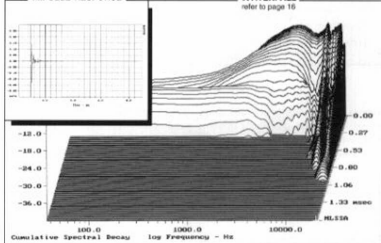
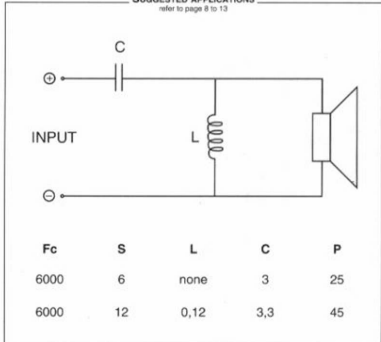
Magnet dimensions	\varnothing x h	29 x 5	mm
Magnet weight	m	0,017	kg
Flux density	B	1,1	T
Force factor	BL	1,3	NA ¹
Height of magnetic gap	He	1,5	mm
Stray flux	Fmag	15	Am ¹
Linear excursion	Xmax	$\pm 0,25$	mm

PARAMETERS

Suspension Compliance	Cms	-	mN ⁻¹
Mechanical Q Factor	Qms	-	-
Electrical Q Factor	Qes	-	-
Total Q Factor	Qts	-	-
Mechanical Resistance	Rms	-	kg s ⁻¹
Moving Mass	Mms	0,11.10 ⁻³	kg
Effective Piston Area	S	3,14.10 ⁻⁴	m ²
Volume Equivalent of Air at Gas	Vas	-	m ³
Mass of speaker	M	0,058	kg

APPLICATION PARAMETERS

Fc	Crossover Frequency	Hz
S	Slope	dB / Oct.
L	Self-inductance	mH
C	Capacitor	μ F
P	Nominal Power Handling	W

IMPULSE RESPONSE
WATERFALL
 refer to page 10

SUGGESTED APPLICATIONS
 refer to page 8 to 13


Please refer to method of measurement and measurement conditions pages 15 to 19.

Audax may, without prior notification modify the specifications on its products further to research and development requirements.