


10 mm POLYMER DOME

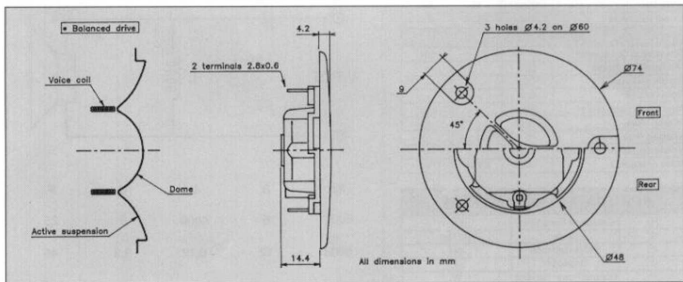
Balanced drive concept design*
 Ferrofluid - cooled voice coil
 Extended frequency response
 Ultra-light moving parts
 Encapsulated magnet assembly

Concept *balanced drive**
 Bobine refroidie par ferrofluide
 Bande passante étendue
 Equipage mobile ultra léger
 Ensemble magnétique surmoulé



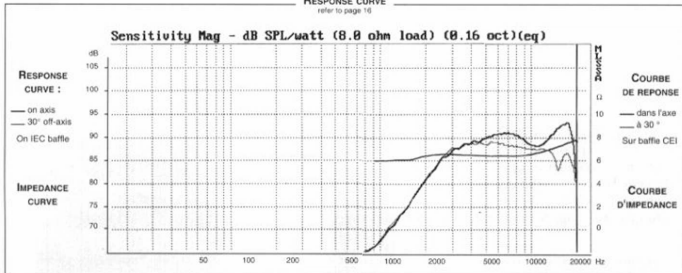
Very compact, 10 mm polymer dome tweeter. Ultra light moving parts, formerless voice coil. Piston area equally composed of dome and active suspension (Balanced drive concept). Offers the Audiophile a combination of musical qualities : Spatial dispersion, exceptional transient response, high harmonics reproduction. Easily coupled with 1st order crossover as shown in Fig 1 or with 2nd order for increased power handling.

Très compact, ce tweeter à dôme de 10 mm en polymère doit l'extrême légèreté de son équipement mobile à sa bobine sans support. La surface émissive est équilibrée entre le dôme et la suspension active. Il offre à l'audiophile une conjugaison de performances musicales : dispersion spatiale, réponse impulsionnelle, reproduction des harmoniques supérieurs. Il peut être filtré au premier ordre comme proposé sur le schéma Fig 1 ou au 2ème ordre pour une augmentation de la tenue en puissance.



RESPONSE CURVE

refer to page 16


SPECIFICATIONS

Technical Characteristics	Symbol	Value	Units
---------------------------	--------	-------	-------

PRIMARY APPLICATION

Nominal Impedance	Z	8	Ω
Resonance Frequency	Fs	3000	Hz
Nominal Power Handling	P	25	W
Sensitivity	E	91	dB

VOICE COIL

Voice coil diameter	\varnothing	10	mm
Minimum Impedance	Zmin	6,4	Ω
DC Resistance	Re	5,5	Ω
Voice Coil Inductance	Lbm	32	μ H
Voice coil Length	h	2	mm
Former	-	-	-
Number of layers	n	2	-

MAGNET

Magnet dimensions	\varnothing x h	29 x 5	mm
Magnet weight	m	0,017	kg
Flux density	B	1,1	T
Force factor	BL	1,3	NA ⁻¹
Height of magnetic gap	He	1,5	mm
Stray flux	Fmag	15	Am ⁻¹
Linear excursion	Xmax	$\pm 0,25$	mm

PARAMETERS

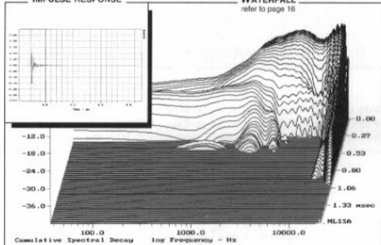
Suspension Compliance	Cms	-	mN ⁻¹
Mechanical Q Factor	Qms	-	-
Electrical Q Factor	Qes	-	-
Total Q Factor	Qts	-	-
Mechanical Resistance	Rms	-	kg s ⁻¹
Moving Mass	Mms	$0,11 \cdot 10^{-3}$	kg
Effective Piston Area	S	$3,14 \cdot 10^{-2}$	m ²
Volume Equivalent of Air at Cas	Vas	-	m ³
Mass of speaker	M	0,058	kg

APPLICATION PARAMETERS

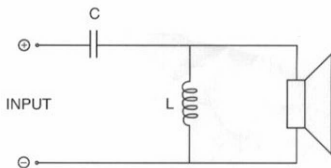
Fc	Crossover Frequency	Hz
S	Slope	dB / Oct.
L	Self-inductance	mH
C	Capacitor	μ F
P	Nominal Power Handling	W

IMPULSE RESPONSE
WATERFALL

refer to page 16


SUGGESTED APPLICATIONS

refer to page 8 to 13



Fc	S	L	C	P
6000	6	none	3	25
6000	12	0,12	3,3	45

Please refer to method of measurement and measurement conditions pages 15 to 19.

Audax may, without prior notification modify the specifications on its products further to research and development requirements.