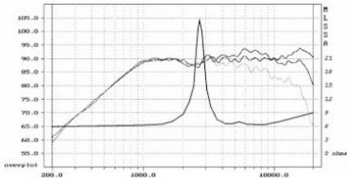



Le dome textile profil chainette apporte
a ce tweeter une très grande rigidité du dome et ainsi
un mode exceptionnellement linéaire sans génération de parasite




Impédance 5 ohms
Résonance 976.85 Hz
Puissance nominale (IEC) . 55 W
Sensibilité (2.83V/1m) 92.0 dB

Diamètre bobine..... 25 mm
Hauteur bobine..... 1.6 mm
Support aluminium
Nb. couches 2

Résistance (DC) 5.81 ohms
Inductance 0.04 mH
Xmax..... ± 0.3 mm

Membrane ... textile imprégné
Saladier ... polymère renforcé
Poids 480 gr

Equipage mobile remplaçable (RW025M0)




1" - SOFT DOME - 25 mm

"Catenary" profile

Replaceable voice coil assembly
1" impregnated textile dome
Injected polymer face plate
reinforced glass fiber
High efficiency - 92 dB / W/m
Perfect linearity

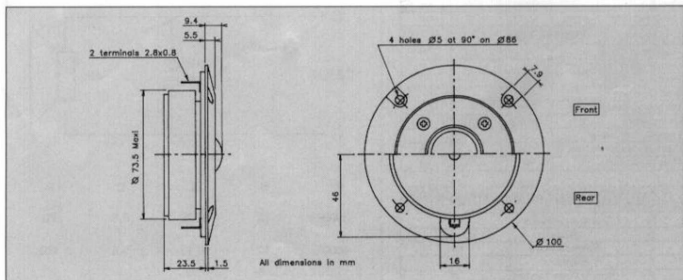
Dôme profil "chainette"

Equipage mobile interchangeable
Dôme 25 mm textile
Face polymère injectée renforcée
fibre de verre
Haut rendement - 92 dB / W/m
Grande linéarité



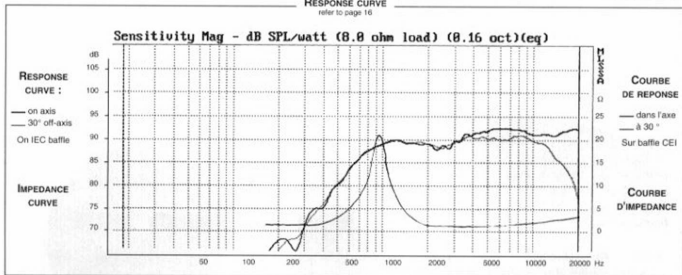
The "catenary" profile on our textile diaphragm provides maximum stiffness at the tip of the dome. The moving mass performs more like a perfect piston with no out of phase break up at the tip. The results are clear, smooth and transparent sound reproduction with high efficiency from 4 kHz to 20 kHz ± 2 dB and high power handling capacity of 55 W rms. The carefully designed face plate coupled with this optimized dome provides exceptional linearity. Easily coupled with 2nd order crossover as shown Fig 1. Two crossover points are suggested for adequate power handling.

Le profil "chainette" de ce dôme textile procure une rigidité maximale au sommet du dôme. L'ensemble mobile a donc un comportement proche du piston parfait, sans génération de modes parasites. Il en résulte une reproduction sonore claire, délicate et transparente. Le rendement est élevé (92 dB de 4 kHz à 20 kHz ± 2 dB, la tenue en puissance confortable (55 W rms). Ce dôme "chainette" associé à une face soigneusement étudiée permet d'obtenir une réponse d'une linéarité exceptionnelle. Il peut être filtré au second ordre (12 dB/Oct) selon le schéma Fig 1. Deux fréquences de coupure sont proposées afin d'obtenir la tenue en puissance adéquate.



RESPONSE CURVE

refer to page 16



SPECIFICATIONS

Technical Characteristics	Symbol	Value	Units
---------------------------	--------	-------	-------

PRIMARY APPLICATION

Nominal Impedance	Z	8	Ω
Resonance Frequency	Fs	900	Hz
Nominal Power Handling	P	55	W
Sensitivity	E	92	dB

VOICE COIL

Voice coil diameter	\varnothing	25	mm
Minimum Impedance	Zmin	6.5	Ω
DC Resistance	Re	5.8	Ω
Voice Coil Inductance	Lbm	11	μ H
Voice coil Length	h	1.6	mm
Former	-	Aluminium	-
Number of layers	n	2	-

MAGNET

Magnet dimensions	\varnothing x h	72 x 15	mm
Magnet weight	m	0.24	kg
Flux density	B	1.5	T
Force factor	BL	2.9	NA ¹
Height of magnetic gap	He	3	mm
Stray flux	Fmag	110	Am ¹
Linear excursion	Xmax	± 0.3	mm

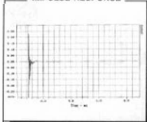
PARAMETERS

Suspension Compliance	Cms	-	mN ¹
Mechanical Q Factor	Qms	-	-
Electrical Q Factor	Qes	-	-
Total Q Factor	Qts	-	-
Mechanical Resistance	Rms	-	kg s ⁻¹
Moving Mass	Mms	0.29.10 ⁻³	kg
Effective Piston Area	S	6.2.10 ⁻⁴	m ²
Volume Equivalent of Air at Cas	Vas	-	m ³
Mass of speaker	M	0.46	kg

APPLICATION PARAMETERS

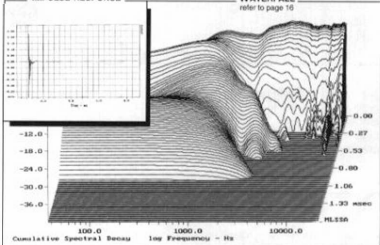
Fc	Crossover Frequency	Hz
S	Slope	dB / Oct.
L	Self-inductance	mH
C	Capacitor	μ F
P	Nominal Power Handling	W

IMPULSE RESPONSE



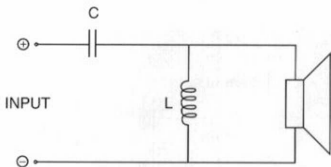
WATERFALL

refer to page 16



SUGGESTED APPLICATIONS

refer to page 8 to 13



Fc	S	L	C	P
2500	12	0,3	6,6	55
4000	12	0,2	4	100

Please refer to method of measurement and measurement conditions pages 15 to 19.

Audax may, without prior notification modify the specifications on its products further to research and development requirements.