


3" - PAPER CONE - 75 mm

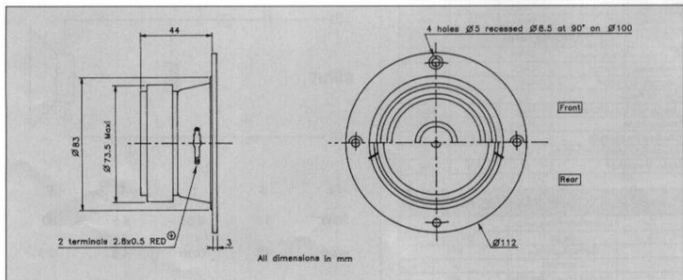
Paper cone - Textile suspension
Solid aluminium phase plug
Kapton voice coil former
Ferfluid cooled voice coil
Very high efficiency - 93 dB/W/m

Cône papier - suspension toile
Ogive aluminium massif
Support bobine Kapton
Bobine refroidie par ferrofluide
Très haut rendement - 93 dB/W/m



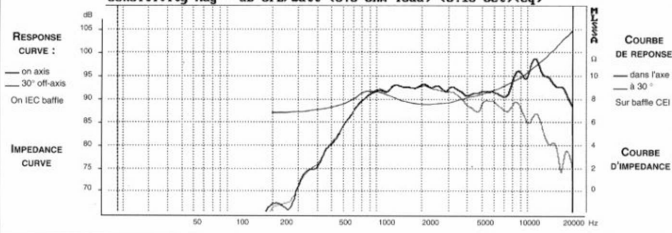
This High end cone tweeter uses a strong magnet structure for high efficiency. The ferrofluid cooled Kapton former voice coil ensures good power handling capacity. The phase plug equalizes the high frequencies. Easily coupled with 2nd order crossover as shown Fig 1. Two crossover points are suggested for adequate power handling.

Ce tweeter haut de gamme à cône offre un haut rendement grâce à son système magnétique puissant. Par ailleurs sa bobine sur support Kapton refroidie par ferrofluide lui confère une bonne tenue en puissance. L'ogive dont il est équipé régularise et adoucit la reproduction dans le haut du spectre. Il peut être filtré au second ordre (12 dB/Oct) selon le schéma Fig 1. Deux fréquences de coupure sont proposées afin d'obtenir la tenue en puissance adéquate.



RESPONSE CURVE

refer to page 16

Sensitivity Mag - dB SPL/watt (8.0 ohm load) (0.16 oct)(eq)

SPECIFICATIONS

Technical Characteristics	Symbol	Value	Units
---------------------------	--------	-------	-------

PRIMARY APPLICATION

Nominal Impedance	Z	8	Ω
Resonance Frequency	Fs	700	Hz
Nominal Power Handling	P	80	W
Sensitivity	E	93	dB

VOICE COIL

Voice coil diameter	\varnothing	20	mm
Minimum Impedance	Zmin	8,3	Ω
DC Resistance	Re	6,5	Ω
Voice Coil Inductance	Lbm	111	μ H
Voice coil Length	h	4	mm
Former	-	Kapton	-
Number of layers	n	2	-

MAGNET

Magnet dimensions	\varnothing x h	72 x 15	mm
Magnet weight	m	0,24	kg
Flux density	B	1,15	T
Force factor	BL	-	NA'
Height of magnetic gap	He	3	mm
Stray flux	Fmag	-	Am'
Linear excursion	Xmax	-	mm

PARAMETERS

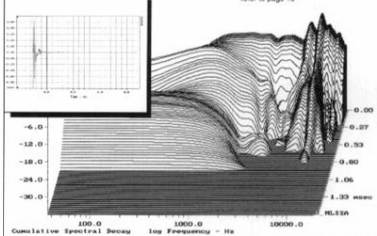
Suspension Compliance	Cms	-	mN ⁻¹
Mechanical Q Factor	Qms	-	-
Electrical Q Factor	Qes	-	-
Total Q Factor	Qts	-	-
Mechanical Resistance	Rms	-	kg s ⁻¹
Moving Mass	Mms	-	kg
Effective Piston Area	S	33.10 ⁴	m ²
Volume Equivalent of Air at Cas	Vas	-	m ³
Mass of speaker	M	0,5	kg

APPLICATION PARAMETERS

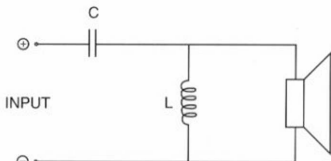
Fc	Crossover Frequency	Hz
S	Slope	dB / Oct.
L	Self-inductance	mH
C	Capacitor	μ F
P	Nominal Power Handling	W

IMPULSE RESPONSE
WATERFALL

refer to page 16


SUGGESTED APPLICATIONS

refer to page 8 to 13



Fc	S	L	C	P
2500	12	0,36	6,6	80
4000	12	0,30	4,8	120

Please refer to method of measurement and measurement conditions pages 15 to 19.

Audax may, without prior notification modify the specifications on its products further to research and development requirements.