


5 1/4" - FIBERGLASS CONE DRIVER - 130 mm4 Ω **CAR LINE**

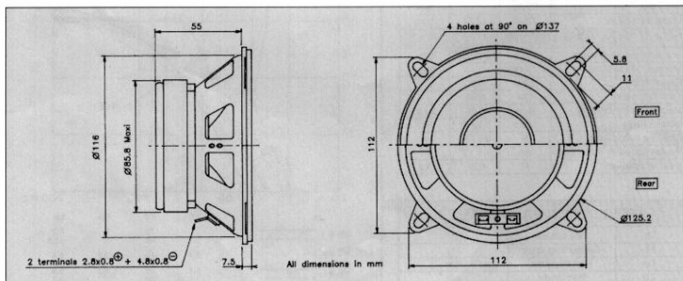
Hi Fi automotive application
 Extended frequency response
 Woven fiberglass cone
 High loss rubber surround
 Linear frequency response
 Stamped steel chassis

Application Hi Fi automobile
 Réponse étendue
 Cône fibre de verre tissée
 Suspension caoutchouc amortissant
 Courbe de réponse linéaire
 Châssis acier embouti



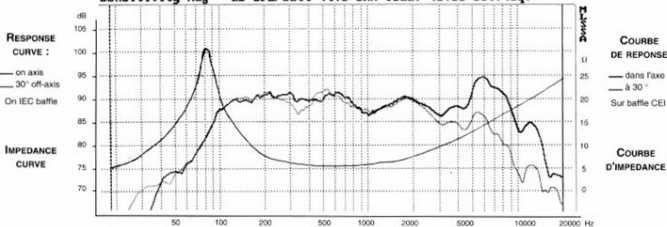
This 5^{1/4}" Bass-Midrange driver is specifically designed for Hi Fi automotive application (4 Ω). A woven fiberglass cone coupled with a high loss rubber surround combine excellent sonic qualities and long term reliability in automotive environment. It offers a largemagnet for high efficiency and high temperature voice coil for good power handling. The "suggested applications" charts indicate various driver loads. The response curves shown on the diagram indicate the predicted low end response of the driver in the suggested box volume (Vb) with suggested port (Dp-Lp).

Ce Boomer-Médium de 130 mm est particulièrement destiné à des applications Hi Fi automobile (4 Ω). Sa membrane en fibre de verre tissée associé à une suspension en toile caoutchoutée offre d'excellentes qualités sonores ainsi qu'une fiabilité exceptionnelle dans un environnement automobile. Une structure magnétique largement dimensionnée lui procure un rendement élevé et une bobine haute température, sa bonne tenue en puissance. Le tableau "Suggested applications" indique différents types de charge. Les courbes publiées correspondent à la réponse dans le grave pour un volume (Vb) et une dimension d'évent donnée (Dp-Lp).



RESPONSE CURVE

refer to page 16

Sensitivity Mag - dB SPL/watt (4.0 ohm load) (8.33 oct)(eq)

SPECIFICATIONS

Technical Characteristics	Symbol	Value	Units
---------------------------	--------	-------	-------

PRIMARY APPLICATION

Nominal Impedance	Z	4	Ω
Resonance Frequency	Fs	74	Hz
Nominal Power Handling	P	50	W
Sensitivity	E	90	dB

VOICE COIL

Voice coil diameter	\varnothing	25	mm
Minimum Impedance	Zmin	4,9	Ω
DC Resistance	Re	3,35	Ω
Voice Coil Inductance	Lbm	0,23	mH
Voice coil Length	h	7	mm
Former	-	Aluminium	-
Number of layers	n	2	-

MAGNET


Magnet dimensions	\varnothing x h	84x15	mm
Magnet weight	m	0,345	kg
Flux density	B	1,1	T
Force factor	BL	4,13	NA
Height of magnetic gap	He	5	mm
Stray flux	Fmag	-	Am ²
Linear excursion	Xmax	± 1	mm

PARAMETERS

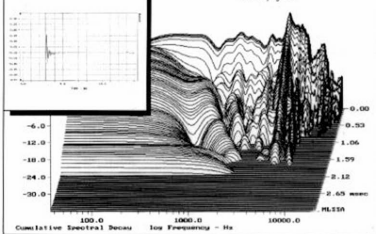
Suspension Compliance	Cms	$0,85 \cdot 10^{-3}$	mN ⁻¹
Mechanical Q Factor	Qms	3,50	-
Electrical Q Factor	Qes	0,50	-
Total Q Factor	Qts	0,44	-
Mechanical Resistance	Rms	0,73	kg s ⁻¹
Moving Mass	Mms	$5,5 \cdot 10^{-3}$	kg
Effective Piston Area	S	$82,2 \cdot 10^{-2}$	m ²
Volume Equivalent of Air at Cas	Vas	$8,1 \cdot 10^{-3}$	m ³
Mass of speaker	M	0,87	kg

APPLICATION PARAMETERS

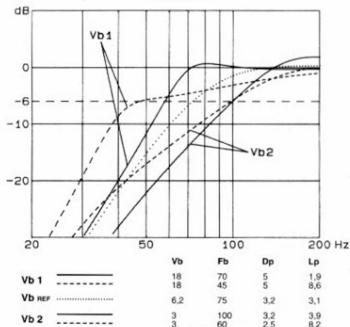
Vb	Box volume	dm ³
Fb	Tuning frequency	Hz
Dp	Port diameter	cm
Lp	Port length	cm

IMPULSE RESPONSE

WATERFALL

refer to page 16


SUGGESTED APPLICATIONS

refer to page 8 to 13



Please refer to method of measurement and measurement conditions pages 15 to 19.

Audax may, without prior notification modify the specifications on its products further to research and development requirements.