

Delta10A Lgr Vented Cab.; Bass Guitar or Low Pwr Two-Way

By McJerry, Eminence Speaker LLC

Displacement Limited to 125 Watts; F3 of 63 Hz. Great for Bass guitar.

Use a steep high pass filter set to 50 Hz or higher to protect woofer.

Box Properties

--Description--

Name:

Type: Vented Box

Shape: Prism, square (optimum)

--Box Parameters--

Vb = 1.25 cu.ft

V(total) = 1.34 cu.ft

Fb = 64 Hz

QL = 7

F3 = 87.26 Hz

Fill = minimal

--Vents--

No. of Vents = 2

Vent shape = round

Vent ends = one flush

Dv = 3 in

Lv = 4.172 in

Driver Properties

--Description--

Name: Delta-10 (8 ohm)

Type: Standard one-way driver

Company: Eminence Speaker LLC

Comment: Revised NOV 2005

Piston: Paper cone.

Suspension: Cloth surround.

Dust Cap: Solid composition paper dust cap.

Frame: Pressed steel basket.

Voice Coil: 2.5 inch (63.5 mm) AL Wire. Kapton former.

Magnet: 56 oz ferrite magnet.

--Configuration--

No. of Drivers = 1

--Mechanical Parameters--

Fs = 66 Hz

Qms = 6.53

Vas = 30.5 liters

Cms = 0.18 mm/N

Mms = 32 g

Rms = 2.04 kg/s

Xmax = 3.5 mm

Xmech = 9.4 mm

P-Dia = 209.7 mm

Sd = 344.9 sq.cm

P-Vd = 0.121 liters

--Electrical Parameters--

Qes = 0.35

Re = 5.42 ohms

Le = 0.74 mH

Z = 8 ohms

BL = 14.4 Tm

Pe = 350 watts

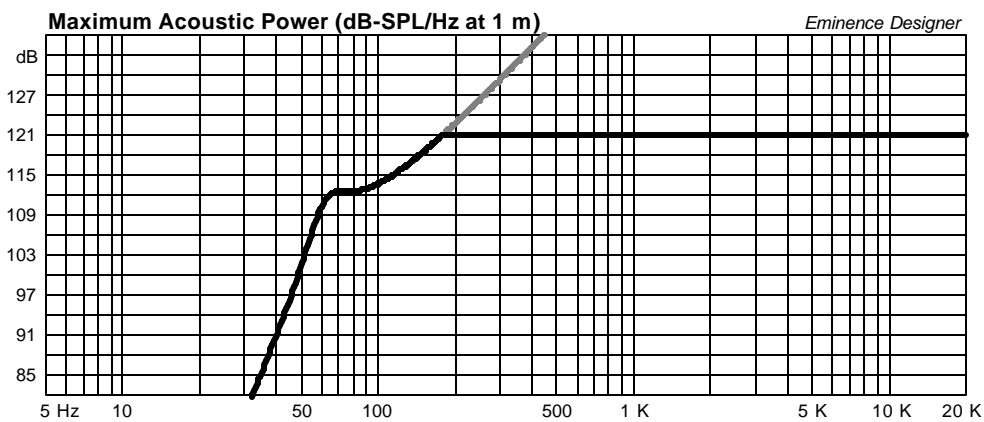
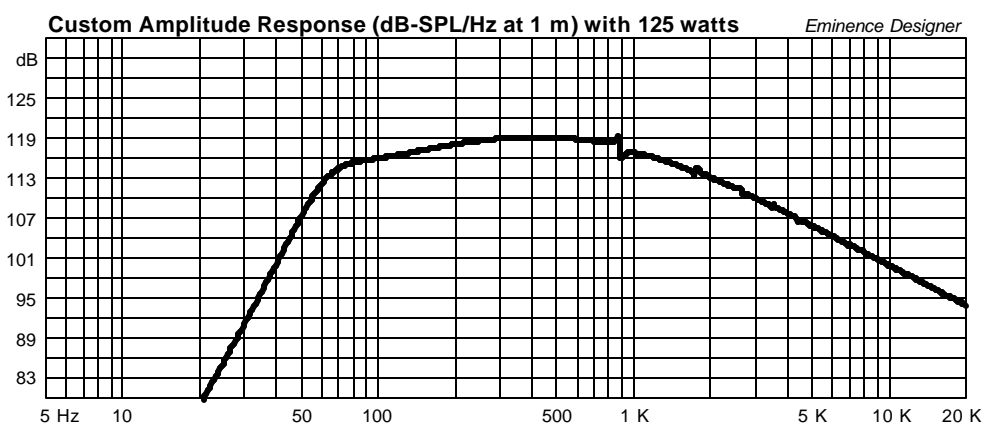
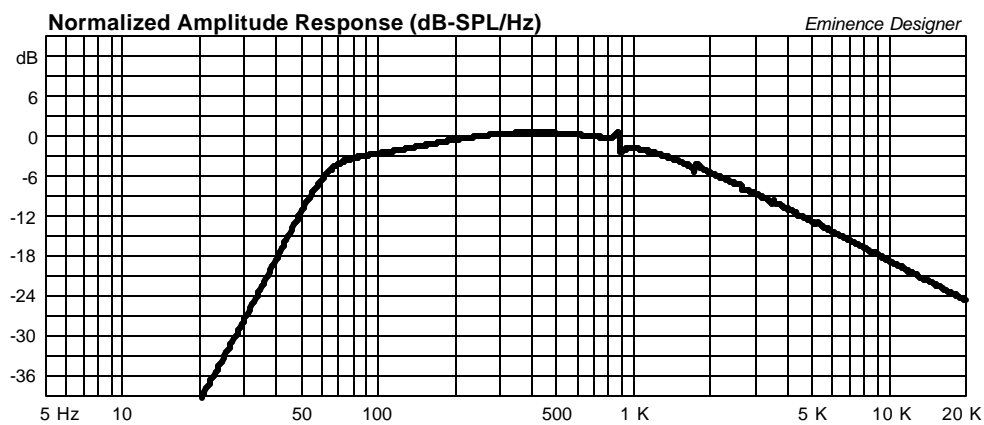
--Electromech. Parameters--

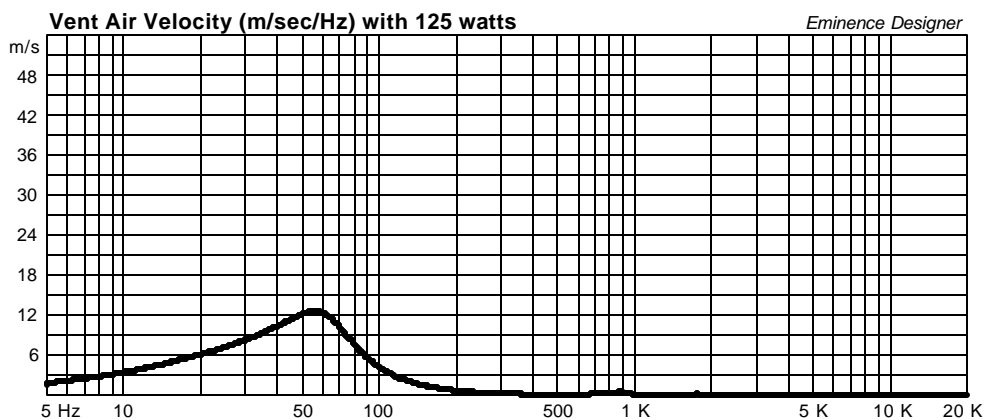
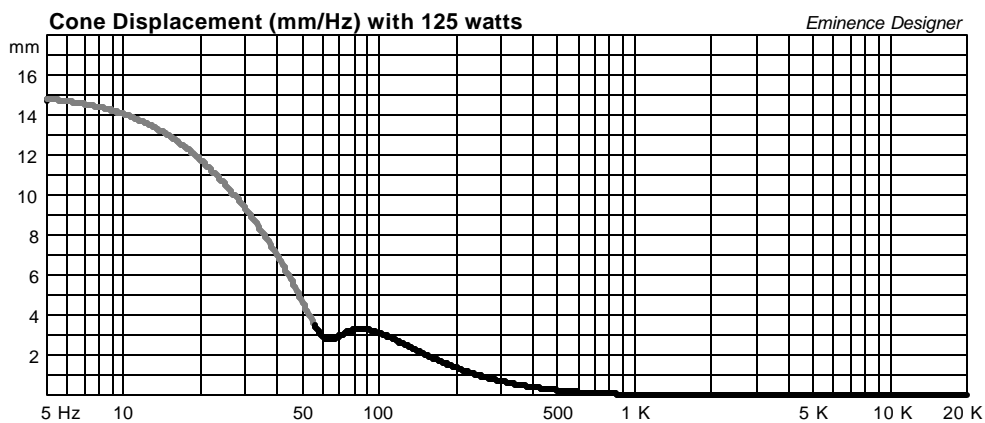
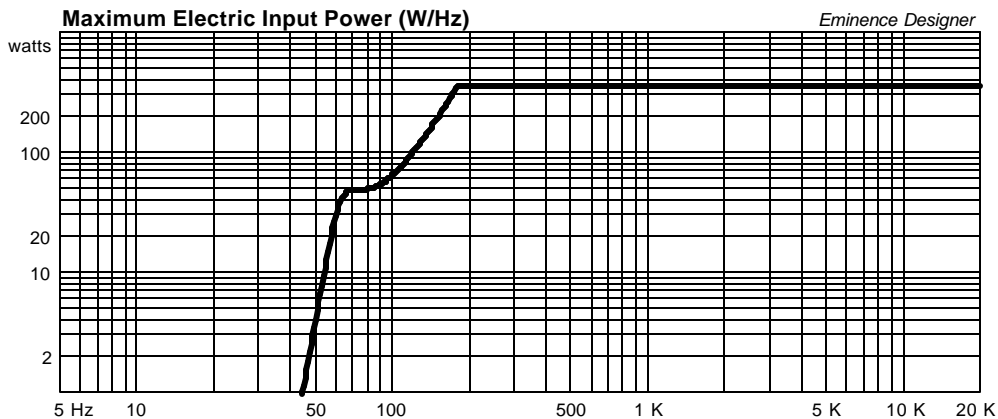
Qts = 0.33

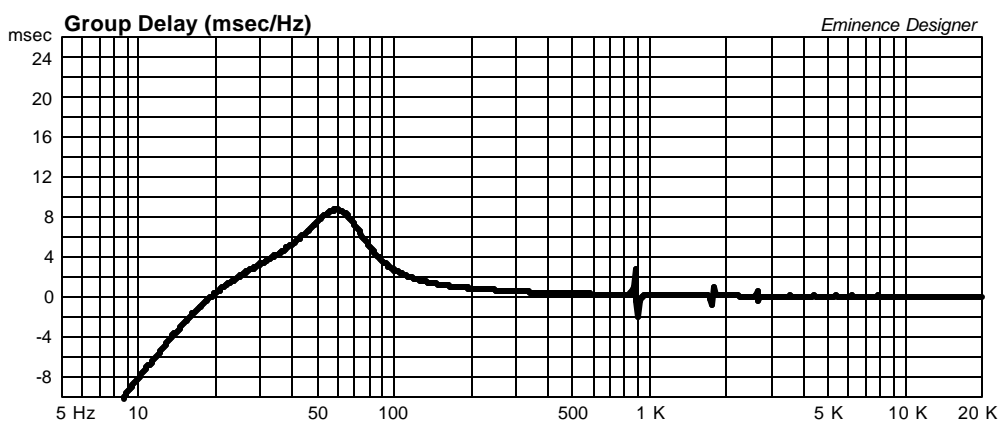
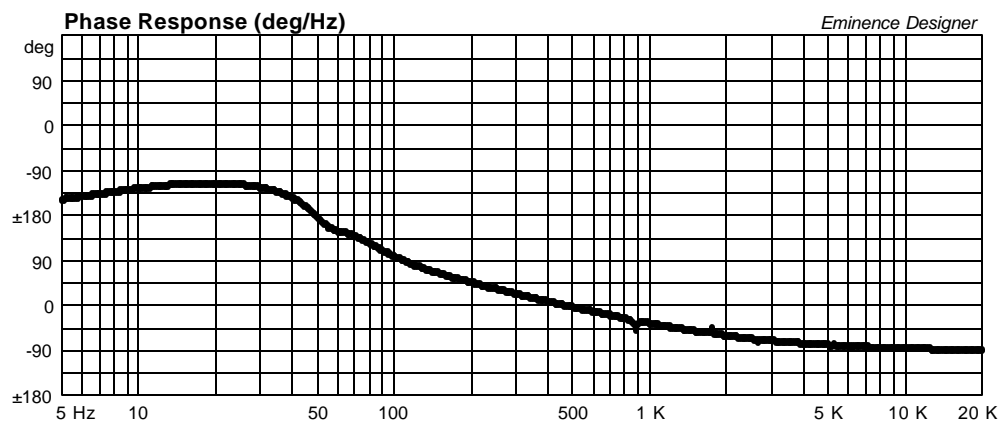
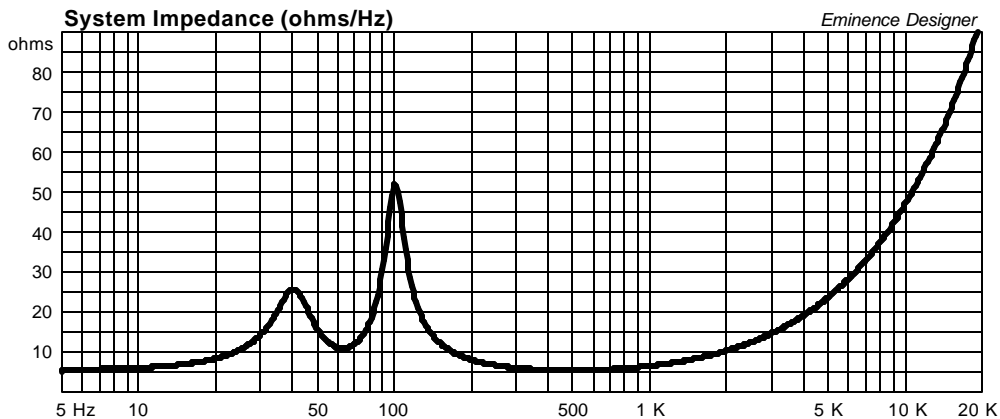
no = 2.416 %

1-W SPL = 95.98 dB

2.83-V SPL = 97.67 dB







Delta10A Med Vented Cab.; Two Way Sat or Floor Wedge

By McJerry, Eminence Speaker LLC

Displacement Limited to 225 Watts; use with a steep high pass filter set to 90 Hz or higher.

Box Properties

--Description--

Name:

Type: Vented Box

Shape: Prism, square (optimum)

--Box Parameters--

Vb = 0.85 cu.ft

V(total) = 0.925 cu.ft

Fb = 87 Hz

QL = 7

F3 = 79.2 Hz

Fill = minimal

--Vents--

No. of Vents = 2

Vent shape = round

Vent ends = one flush

Dv = 3 in

Lv = 2.592 in

Driver Properties

--Description--

Name: Delta-10 (8 ohm)

Type: Standard one-way driver

Company: Eminence Speaker LLC

Comment: Revised NOV 2005

Piston: Paper cone.

Suspension: Cloth surround.

Dust Cap: Solid composition paper dust cap.

Frame: Pressed steel basket.

Voice Coil: 2.5 inch (63.5 mm) AL Wire. Kapton former.

Magnet: 56 oz ferrite magnet.

--Configuration--

No. of Drivers = 1

--Mechanical Parameters--

Fs = 66 Hz

Qms = 6.53

Vas = 30.5 liters

Cms = 0.18 mm/N

Mms = 32 g

Rms = 2.04 kg/s

Xmax = 3.5 mm

Xmech = 9.4 mm

P-Dia = 209.7 mm

Sd = 344.9 sq.cm

P-Vd = 0.121 liters

--Electrical Parameters--

Qes = 0.35

Re = 5.42 ohms

Le = 0.74 mH

Z = 8 ohms

BL = 14.4 Tm

Pe = 350 watts

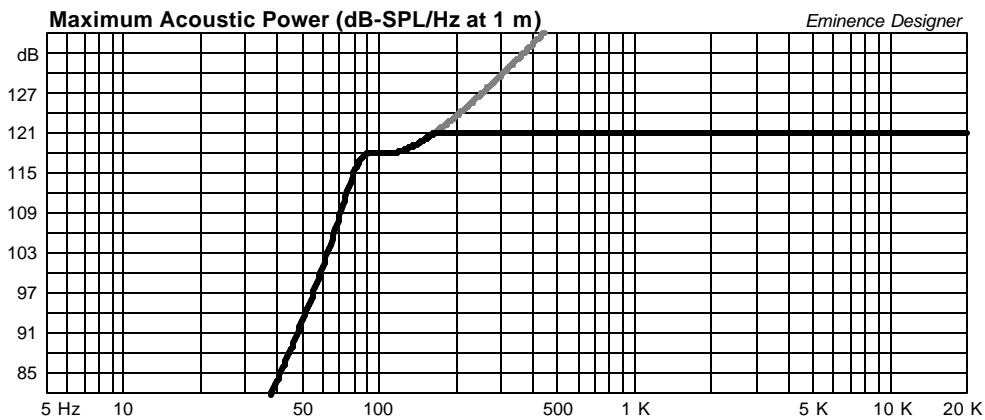
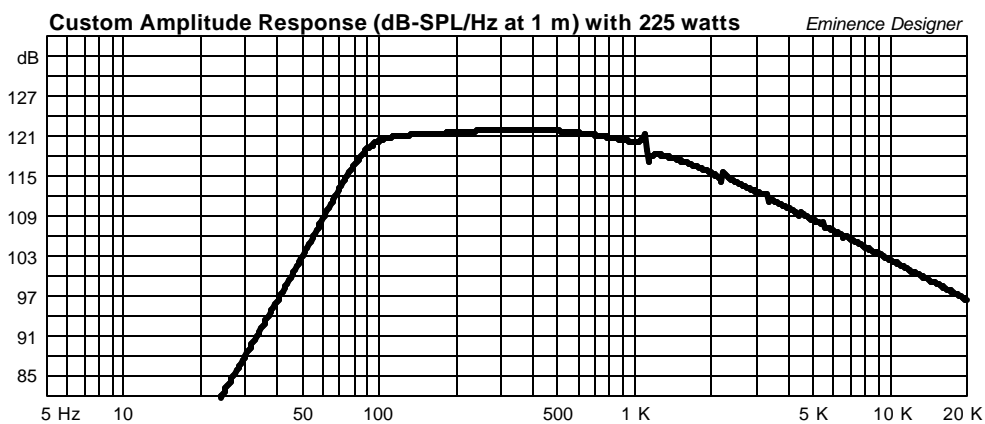
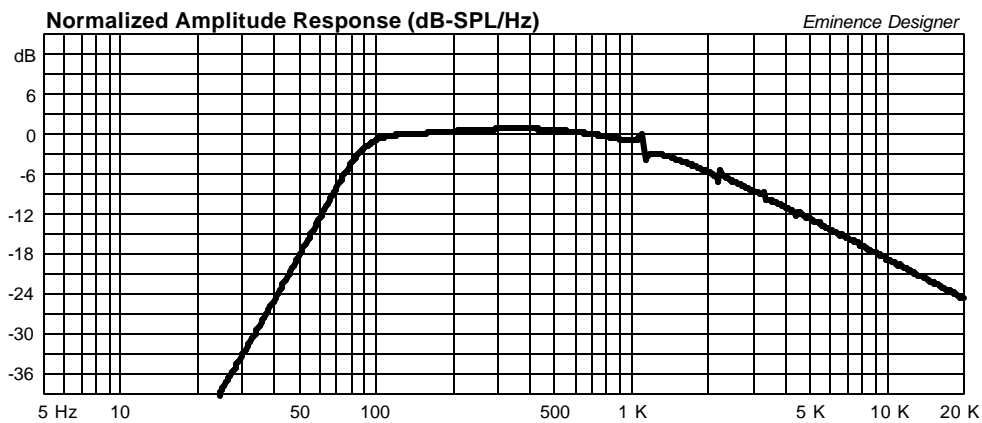
--Electromech. Parameters--

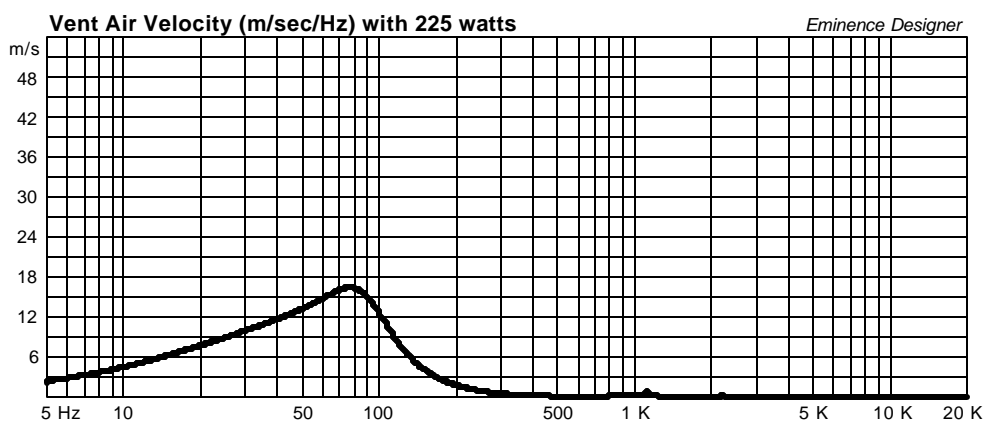
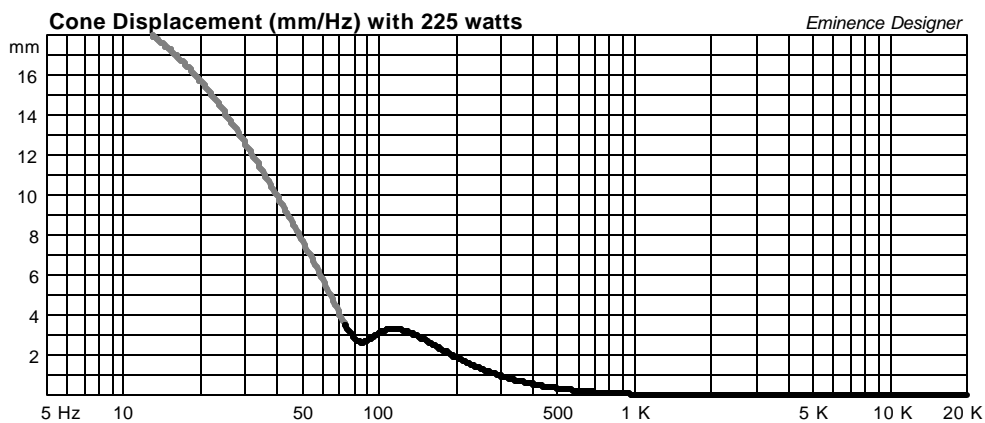
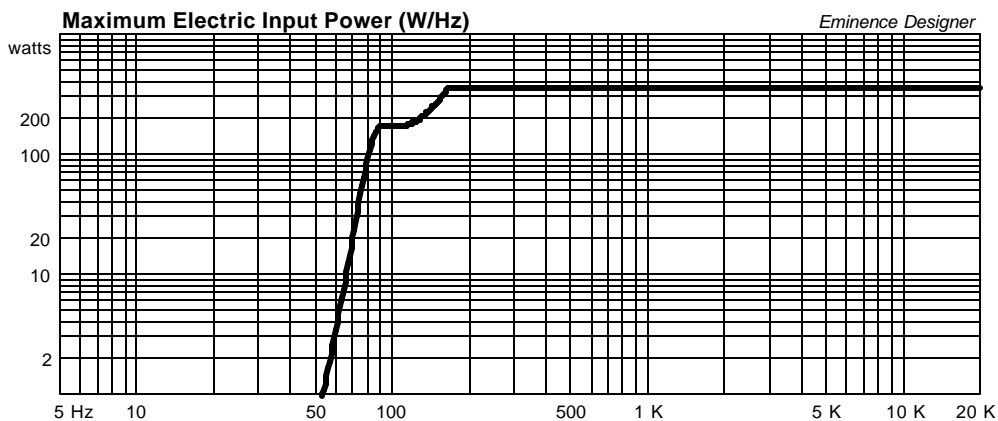
Qts = 0.33

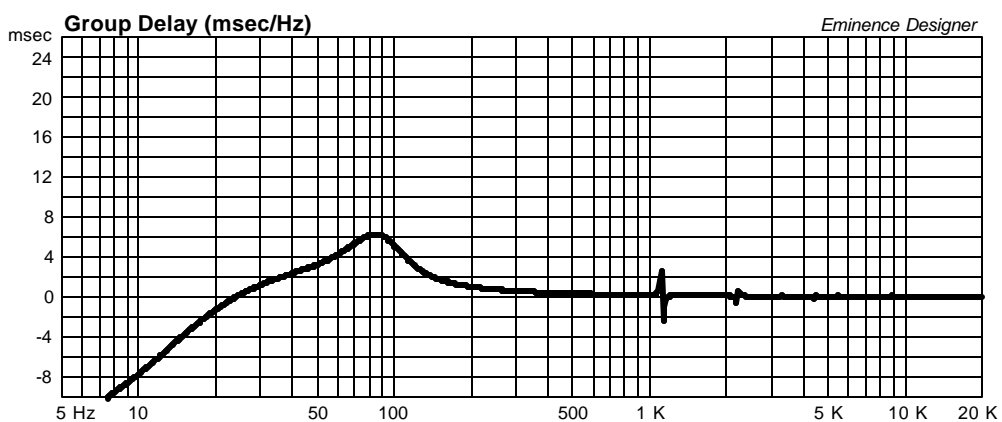
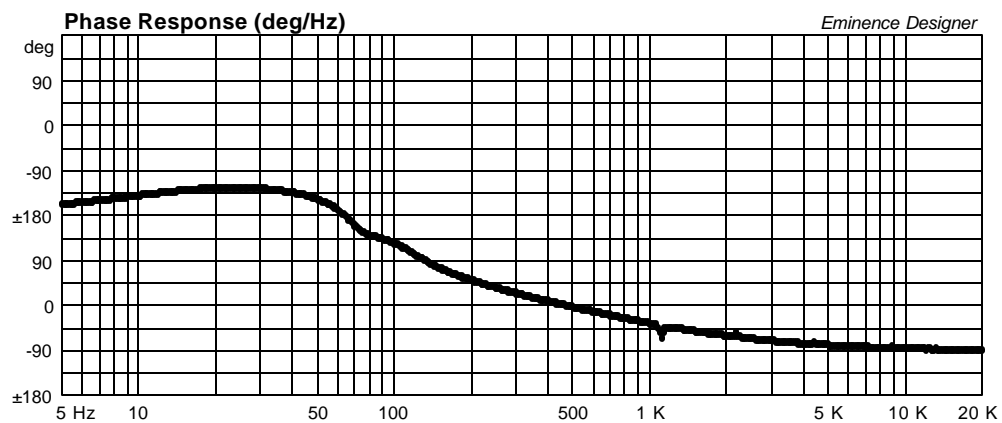
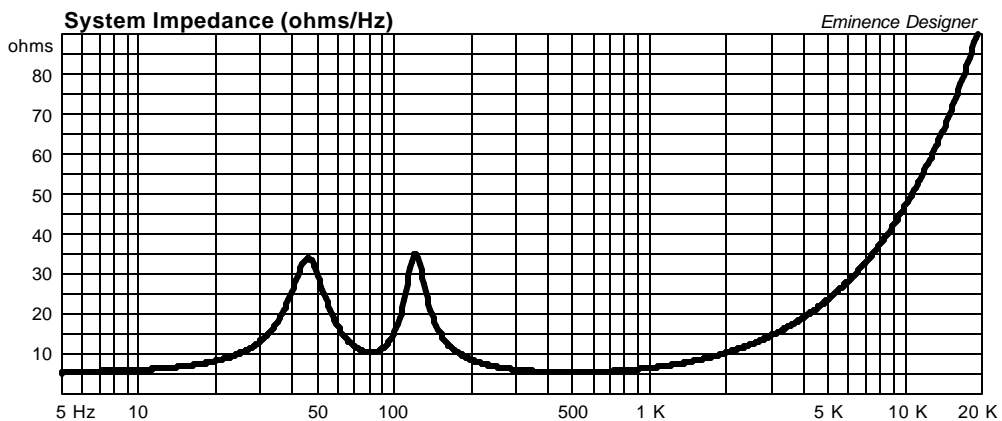
no = 2.416 %

1-W SPL = 95.98 dB

2.83-V SPL = 97.67 dB







Delta10A Small Vented Cab.; Sat or Vocal Monitor Cabinet

By McJerry, Eminence Speaker LLC

Thermally Limited to 350 Watts; must use a steep high pass filter set to 125 Hz or higher.

Box Properties

--Description--

Name:

Type: Vented Box

Shape: Prism, square (optimum)

--Box Parameters--

Vb = 0.36 cu.ft

V(total) = 0.425 cu.ft

Fb = 95 Hz

QL = 7

F3 = 103.6 Hz

Fill = minimal

--Vents--

No. of Vents = 1

Vent shape = round

Vent ends = one flush

Dv = 3 in

Lv = 3.098 in

Driver Properties

--Description--

Name: Delta-10 (8 ohm)

Type: Standard one-way driver

Company: Eminence Speaker LLC

Comment: Revised NOV 2005

Piston: Paper cone.

Suspension: Cloth surround.

Dust Cap: Solid composition paper dust cap.

Frame: Pressed steel basket.

Voice Coil: 2.5 inch (63.5 mm) AL Wire. Kapton former.

Magnet: 56 oz ferrite magnet.

--Configuration--

No. of Drivers = 1

--Mechanical Parameters--

Fs = 66 Hz

Qms = 6.53

Vas = 30.5 liters

Cms = 0.18 mm/N

Mms = 32 g

Rms = 2.04 kg/s

Xmax = 3.5 mm

Xmech = 9.4 mm

P-Dia = 209.7 mm

Sd = 344.9 sq.cm

P-Vd = 0.121 liters

--Electrical Parameters--

Qes = 0.35

Re = 5.42 ohms

Le = 0.74 mH

Z = 8 ohms

BL = 14.4 Tm

Pe = 350 watts

--Electromech. Parameters--

Qts = 0.33

no = 2.416 %

1-W SPL = 95.98 dB

2.83-V SPL = 97.67 dB

