

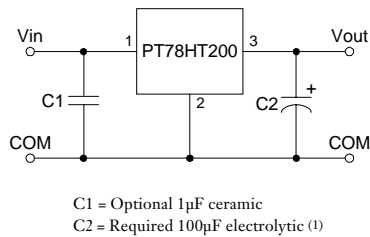
- High Efficiency: Up to 90%
- Wide Input Range
- Self-Contained Inductor
- Short-Circuit Protection
- Over-Temperature Protection
- Fast Transient Response

The PT78HT200 is a series of fixed output, wide-input range, 3-terminal Integrated Switching Regulators (ISRs). These ISRs have a maximum output

current of 2A. The output voltage is also laser trimmed for high accuracy. Features include excellent line and load regulation, internal short-circuit and over-temperature protection.

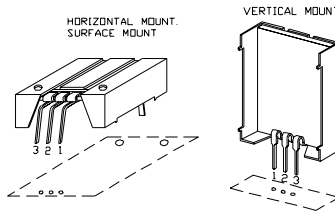
The PT78HT200 series is available in three package outlines, including horizontal SMD. Their small size and output voltage selection makes these regulators ideal for use in a variety of applications.

Standard Application



Pin-Out Information

Pin	Function
1	V _{in}
2	GND
3	V _{out}



SUGGESTED BOARD LAYOUT COMPONENT SIDE VIEW
Pkg Style 500

Ordering Information

PT78HT2	XX	Y
Output Voltage		Package Suffix
33	3.3 Volts	V = Vertical Mount
05	5.0 Volts	S = Surface Mount
53	5.25 Volts	H = Horizontal Mount
65	6.5 Volts	
08	8.0 Volts	

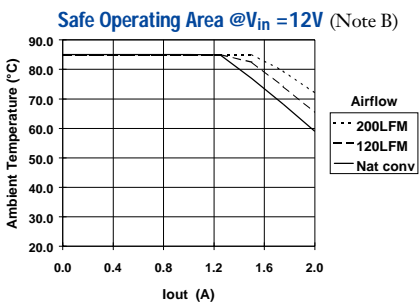
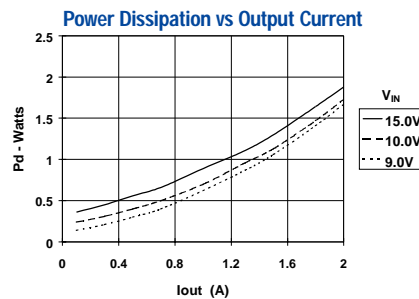
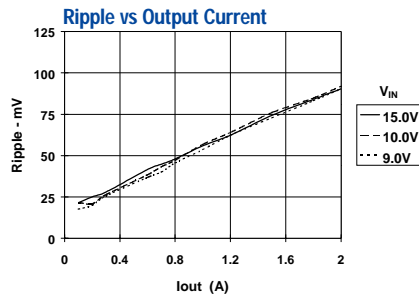
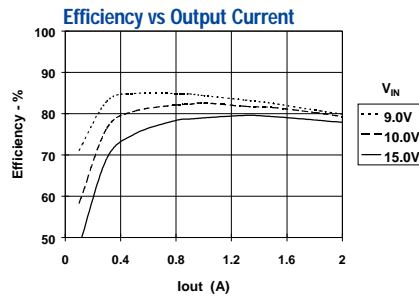
Specifications

Characteristics (T _a = 25°C unless noted)	Symbols	Conditions	PT78HT200 SERIES			
			Min	Typ	Max	Units
Output Current	I _O	Over V _{in} range	0.1 (2)	—	2.0	A
Short Circuit Current	I _{sc}	V _{in} = V _{in} min	—	6.0	—	Apk
Input Voltage Range	V _{in}	0.1 ≥ I _O ≥ 2.0A	V _O = 3.3V 9 V _O = 5.0V 9 V _O = 6.5V 10.5 V _O = 8.0V 12	—	15 28 28 28	V
Output Voltage Tolerance	ΔV _O	Over V _{in} range, I _O = 2.0A T _a = 0°C to +60°C	—	±1.0	±2.0	%V _O
Line Regulation	Reg _{line}	Over V _{in} range	—	±0.4	±0.8	%V _O
Load Regulation	Reg _{load}	0.1 ≤ I _O ≤ 2.0A	—	±0.2	±0.4	%V _O
V _O Ripple/Noise	V _n	V _{in} = V _{in} min, I _O = 2.0A	—	±1	—	%V _O
Transient Response (with 100µF output cap)	t _{tr}	50% load change V _O over/undershoot	—	100 5.0	—	µSec %V _O
Efficiency	η	V _{in} = 9V, I _O = 2.0A V _{in} = 12V, I _O = 2.0A V _{in} = 15V, I _O = 2.0A	V _O = 3.3V — V _O = 5.0V — V _O = 8.0V —	80 85 90	—	%
Switching Frequency	f _o	Over V _{in} and I _O ranges	V _O ≥ 5.0V 950 V _O = 3.3V	750 1,000	800 1,050	kHz
Absolute Maximum Operating Temperature Range	T _a	Over V _{in} range	-40	—	+85 (3)	°C
Thermal Resistance	θ _{ja}	Free Air Convection, (40-60LFM)	—	40	—	°C/W
Storage Temperature	T _s	—	-40	—	+125	°C
Mechanical Shock	—	Per Mil-STD-883D, Method 2002.3	—	500	—	G's
Mechanical Vibration	—	Per Mil-STD-883D, Method 2007.2, 20-2000 Hz, soldered in a PC board	—	5	—	G's
Weight	—	—	—	6.5	—	Grams

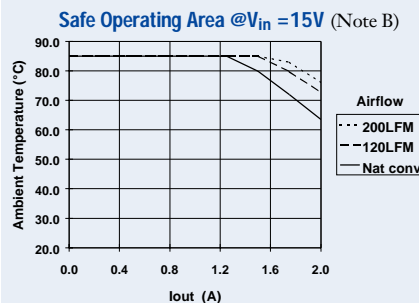
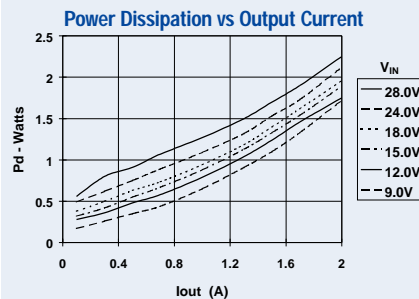
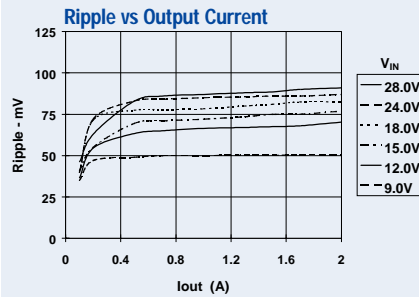
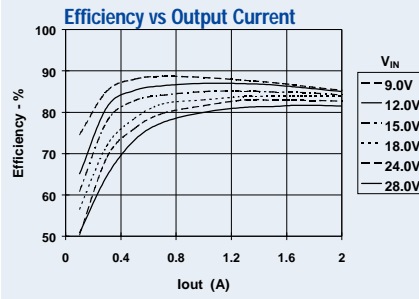
Notes: (1) The PT78HT200 Series requires a 100µF electrolytic or tantalum output capacitor for proper operation in all applications.
(2) ISR will operate down to no load with reduced specifications.
(3) See Safe Operating Area curves for derating

2 Amp Positive Step-Down
Integrated Switching Regulator

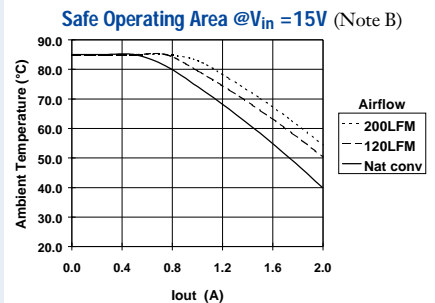
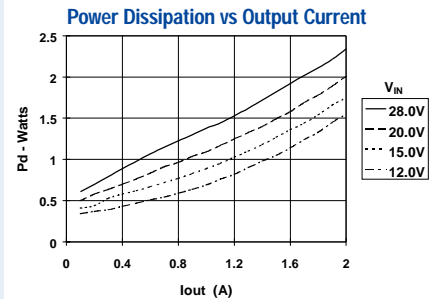
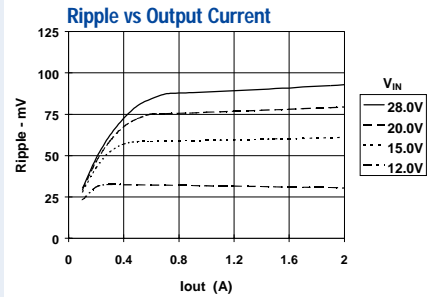
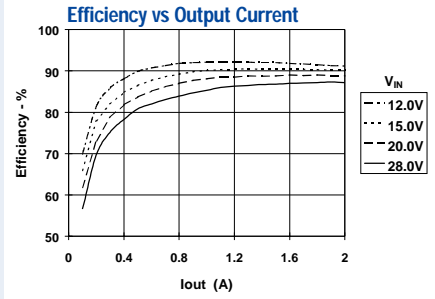
PT78HT233 3.3 VDC (See Note A)



PT78HT205 5.0 VDC (See Note A)



PT78HT208 8.0 VDC (See Note A)



Note A: All characteristic data has been developed from actual products tested at 25°C. This data is considered typical data for the ISR.

Note B: SOA curves represent operating conditions at which internal components are at or below manufacturer's maximum rated operating temperatures.

IMPORTANT NOTICE

Texas Instruments Incorporated and its subsidiaries (TI) reserve the right to make corrections, modifications, enhancements, improvements, and other changes to its products and services at any time and to discontinue any product or service without notice. Customers should obtain the latest relevant information before placing orders and should verify that such information is current and complete. All products are sold subject to TI's terms and conditions of sale supplied at the time of order acknowledgment.

TI warrants performance of its hardware products to the specifications applicable at the time of sale in accordance with TI's standard warranty. Testing and other quality control techniques are used to the extent TI deems necessary to support this warranty. Except where mandated by government requirements, testing of all parameters of each product is not necessarily performed.

TI assumes no liability for applications assistance or customer product design. Customers are responsible for their products and applications using TI components. To minimize the risks associated with customer products and applications, customers should provide adequate design and operating safeguards.

TI does not warrant or represent that any license, either express or implied, is granted under any TI patent right, copyright, mask work right, or other TI intellectual property right relating to any combination, machine, or process in which TI products or services are used. Information published by TI regarding third-party products or services does not constitute a license from TI to use such products or services or a warranty or endorsement thereof. Use of such information may require a license from a third party under the patents or other intellectual property of the third party, or a license from TI under the patents or other intellectual property of TI.

Reproduction of TI information in TI data books or data sheets is permissible only if reproduction is without alteration and is accompanied by all associated warranties, conditions, limitations, and notices. Reproduction of this information with alteration is an unfair and deceptive business practice. TI is not responsible or liable for such altered documentation. Information of third parties may be subject to additional restrictions.

Resale of TI products or services with statements different from or beyond the parameters stated by TI for that product or service voids all express and any implied warranties for the associated TI product or service and is an unfair and deceptive business practice. TI is not responsible or liable for any such statements.

TI products are not authorized for use in safety-critical applications (such as life support) where a failure of the TI product would reasonably be expected to cause severe personal injury or death, unless officers of the parties have executed an agreement specifically governing such use. Buyers represent that they have all necessary expertise in the safety and regulatory ramifications of their applications, and acknowledge and agree that they are solely responsible for all legal, regulatory and safety-related requirements concerning their products and any use of TI products in such safety-critical applications, notwithstanding any applications-related information or support that may be provided by TI. Further, Buyers must fully indemnify TI and its representatives against any damages arising out of the use of TI products in such safety-critical applications.

TI products are neither designed nor intended for use in military/aerospace applications or environments unless the TI products are specifically designated by TI as military-grade or "enhanced plastic." Only products designated by TI as military-grade meet military specifications. Buyers acknowledge and agree that any such use of TI products which TI has not designated as military-grade is solely at the Buyer's risk, and that they are solely responsible for compliance with all legal and regulatory requirements in connection with such use.

TI products are neither designed nor intended for use in automotive applications or environments unless the specific TI products are designated by TI as compliant with ISO/TS 16949 requirements. Buyers acknowledge and agree that, if they use any non-designated products in automotive applications, TI will not be responsible for any failure to meet such requirements.

Following are URLs where you can obtain information on other Texas Instruments products and application solutions:

Products

Amplifiers	amplifier.ti.com
Data Converters	dataconverter.ti.com
DLP® Products	www.dlp.com
DSP	dsp.ti.com
Clocks and Timers	www.ti.com/clocks
Interface	interface.ti.com
Logic	logic.ti.com
Power Mgmt	power.ti.com
Microcontrollers	microcontroller.ti.com
RFID	www.ti-rfid.com
RF/IF and ZigBee® Solutions	www.ti.com/lprf

Applications

Audio	www.ti.com/audio
Automotive	www.ti.com/automotive
Broadband	www.ti.com/broadband
Digital Control	www.ti.com/digitalcontrol
Medical	www.ti.com/medical
Military	www.ti.com/military
Optical Networking	www.ti.com/opticalnetwork
Security	www.ti.com/security
Telephony	www.ti.com/telephony
Video & Imaging	www.ti.com/video
Wireless	www.ti.com/wireless

Mailing Address: Texas Instruments, Post Office Box 655303, Dallas, Texas 75265
Copyright © 2009, Texas Instruments Incorporated