

Ultrafast Recovery Rectifier

MUR3030PT

FEATURES

- Ultrafast Recovery Time
- Low Forward Voltage
- Low Leakage Current
- 175°C Operating Junction Temperature
- High Temperature Glass Passivated Junction

MECHANICAL CHARACTERISTICS

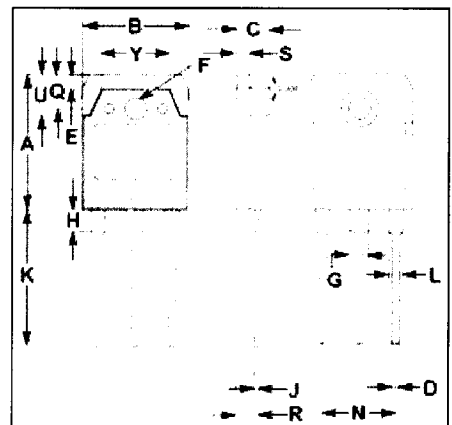
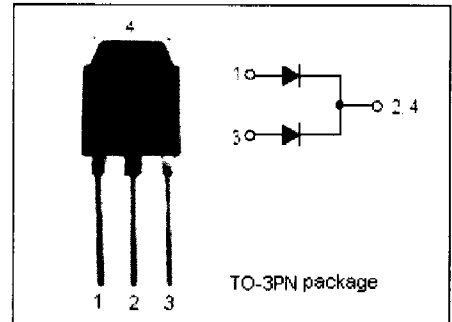
- Case: Epoxy, Molded
- Finish: All External Surfaces Corrosion Resistant and Terminal Leads are Readily Solderable
- Lead Temperature for Soldering Purposes: 260°C Max. for 10 Seconds

APPLICATIONS

- Designed for use in switching power supplies, inverters and as free wheeling diodes.


ABSOLUTE MAXIMUM RATINGS(T_a=25°C)

SYMBOL	PARAMETER	VALUE	UNIT
V _{RRM} V _{RFWM} V _R	Peak Repetitive Reverse Voltage Working Peak Reverse Voltage DC Blocking Voltage	300	V
I _{F(AV)}	Average Rectified Forward Current Per Leg (Rated V _R) Total Device	15 30	A
I _{FM}	Peak Repetitive Forward Current (Rated V _R , Square Wave, 20kHz) Per Diode Leg	30	A
I _{FSM}	Nonrepetitive Peak Surge Current (Surge applied at rated load conditions half-wave, single phase, 60Hz)	150	A
T _J	Junction Temperature	-65~175	°C
T _{stg}	Storage Temperature Range	-65~175	°C



DIM	mm	
	MIN	MAX
A	19.90	20.10
B	15.38	15.42
C	4.75	4.85
D	0.90	1.10
E	1.90	2.10
F	3.40	3.60
G	2.98	3.02
H	3.20	3.40
J	0.595	0.605
K	19.95	20.25
L	1.98	2.02
N	10.89	10.91
Q	4.95	5.05
R	3.35	3.45
S	1.995	2.005
U	5.90	6.10
Y	9.90	10.10

NJ Semi-Conductors reserves the right to change test conditions, parameter limits and package dimensions without notice. Information furnished by NJ Semi-Conductors is believed to be both accurate and reliable at the time of going to press. However, NJ Semi-Conductors assumes no responsibility for any errors or omissions discovered in its use. NJ Semi-Conductors encourages customers to verify that datasheets are current before placing orders.



Ultrafast Recovery Rectifier**MUR3030PT****THERMAL CHARACTERISTICS**

SYMBOL	PARAMETER	MAX	UNIT
$R_{th\ j-c}$	Thermal Resistance, Junction to Case	1.5	$^{\circ}C/W$

ELECTRICAL CHARACTERISTICS ($T_a=25^{\circ}C$) (Pulse Test: Pulse Width=300 μ s, Duty Cycle \leq 2%)

SYMBOL	PARAMETER	CONDITIONS	MAX	UNIT
V_F	Maximum Instantaneous Forward Voltage	$I_F=15A$	1.68	V
I_R	Maximum Instantaneous Reverse Current	$V_{RRM}=300V$	5	μA
t_{rr}	Maximum Reverse Recovery Time	$I_F=0.5A, I_R=1A, I_{rr}=0.25A$	60	ns