

Ultrafast Recovery Rectifier

MUR860

FEATURES

- Ultrafast Recovery Time
- Low Forward Voltage
- Low Leakage Current
- 175°C Operating Junction Temperature
- High Temperature Glass Passivated Junction

MECHANICAL CHARACTERISTICS

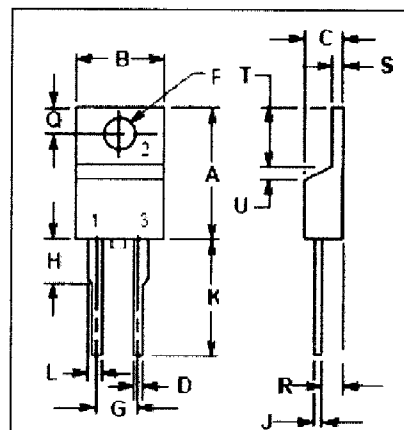
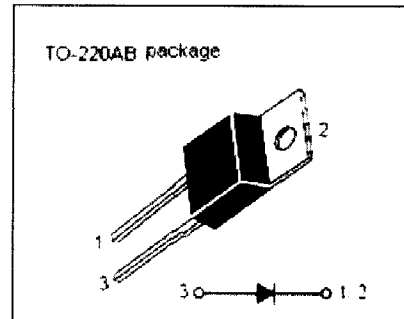
- Case: Epoxy, Molded
- Finish: All External Surfaces Corrosion Resistant and Terminal Leads are Readily Solderable
- Lead Temperature for Soldering Purposes: 260°C Max. for 10 Seconds

APPLICATIONS


- Designed for use in switching power supplies, inverters and as free wheeling diodes.

ABSOLUTE MAXIMUM RATINGS(T_a=25°C)

SYMBOL	PARAMETER	VALUE	UNIT
V _{RRM} V _{RWM} V _R	Peak Repetitive Reverse Voltage Working Peak Reverse Voltage DC Blocking Voltage	600	V
I _{F(AV)}	Average Rectified Forward Current (Rated V _R)	8	A
I _{FM}	Peak Repetitive Forward Current (Rated V _R , Square Wave, 20kHz)	16	A
I _{FSM}	Nonrepetitive Peak Surge Current (Surge applied at rated load conditions half-wave, single phase, 60Hz)	100	A
T _J	Junction Temperature	-65~175	°C
T _{stg}	Storage Temperature Range	-65~175	°C



DIM	MILLIMETERS	
	MIN	MAX
A	15.11	15.75
B	9.65	10.29
C	4.06	4.82
D	0.64	0.89
F	3.61	3.73
G	4.83	5.33
H	2.79	3.30
J	0.46	0.64
K	12.70	14.27
L	1.14	1.52
Q	2.54	3.04
R	2.04	2.79
S	1.14	1.39
T	5.97	6.48
U	0.000	1.27



NJ Semi-Conductors reserves the right to change test conditions, parameter limits and package dimensions without notice. Information furnished by NJ Semi-Conductors is believed to be both accurate and reliable at the time of going to press. However, NJ Semi-Conductors assumes no responsibility for any errors or omissions discovered in its use. NJ Semi-Conductors encourages customers to verify that datasheets are current before placing orders.

Quality Semi-Conductors

Ultrafast Recovery Rectifier**MUR860****THERMAL CHARACTERISTICS**

SYMBOL	PARAMETER	MAX	UNIT
$R_{th\ j-c}$	Thermal Resistance, Junction to Case	2.0	$^{\circ}C/W$

ELECTRICAL CHARACTERISTICS ($T_a=25^{\circ}C$) (Pulse Test: Pulse Width=300 μ s, Duty Cycle \leq 2%)

SYMBOL	PARAMETER	CONDITIONS	MAX	UNIT
V_F	Maximum Instantaneous Forward Voltage	$I_F=8A$	1.68	V
I_R	Maximum Instantaneous Reverse Current	$V_{RRM}=600V$	3	μA
t_{rr}	Maximum Reverse Recovery Time	$I_F=0.5A, I_R=1A, I_{rr}=0.25A$	60	ns