

## POWER SCHOTTKY RECTIFIER

### MAIN PRODUCT CHARACTERISTICS

$I_{F(AV)}$	<b>2 x 80 A</b>
$V_{RRM}$	<b>45 V</b>
$V_F(\text{max})$	<b>0.69 V</b>

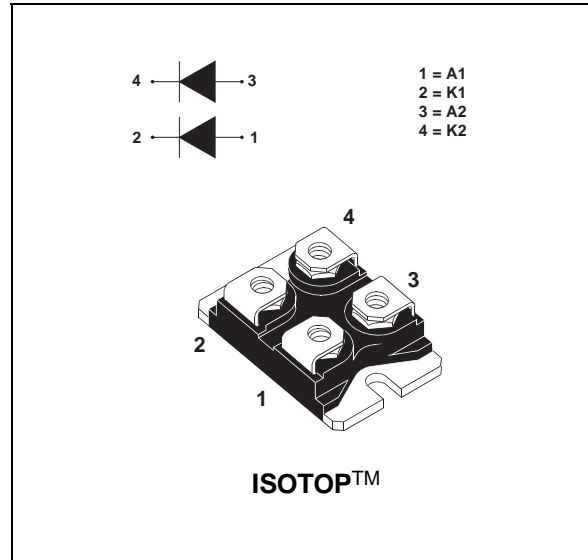
### FEATURES AND BENEFITS

- VERY SMALL CONDUCTION LOSSES
- NEGLIGIBLE SWITCHING LOSSES
- LOW FORWARD VOLTAGE DROP
- LOW THERMAL RESISTANCE
- EXTREMELY FAST SWITCHING
- INSULATED PACKAGE:  
Insulating voltage = 2500 V<sub>(RMS)</sub>

### DESCRIPTION

Dual power Schottky rectifier suited for Switched Mode Power Supplies and high frequency DC to DC converters.

Packaged in ISOTOP, this device is especially intended for use in low voltage, high frequency inverters, free wheeling and polarity protection applications.



### ABSOLUTE RATINGS (limiting values)

Symbol	Parameter		Value	Unit	
$V_{RRM}$	Repetitive peak reverse voltage		45	V	
$I_{F(RMS)}$	RMS forward current	Per diode	125	A	
$I_{F(AV)}$	Average forward current	$T_c = 85^\circ\text{C}$ $\delta = 0.5$	Per diode Per device	80 160	A
$I_{FSM}$	Surge non repetitive forward current	$t_p = 10 \text{ ms}$ Sinusoidal	Per diode	900	A
$I_{RRM}$	Repetitive peak reverse current	$t_p = 2 \mu\text{s}$ $F = 1\text{kHz}$	Per diode	2	A
$T_{stg}$	Storage temperature range		- 65 to + 150	$^\circ\text{C}$	
$T_j$	Maximum junction temperature		100		
$dV/dt$	Critical rate of rise of reverse voltage		10000	V/ $\mu\text{s}$	

ISOTOP is a trademark of STMicroelectronics

**THERMAL RESISTANCES**

Symbol	Parameter		Value	Unit
R <sub>th(j-c)</sub>	Junction to case	Per diode	0.9	°C/W
		Total	0.5	
R <sub>th(c)</sub>	Coupling	Coupling	0.1	

When the diodes 1 and 2 are used simultaneously :

$$\Delta T_j(\text{diode } 1) = P(\text{diode}) \times R_{th}(\text{Per diode}) + P(\text{diode } 2) \times R_{th(c)}$$

**STATIC ELECTRICAL CHARACTERISTICS (per diode)**

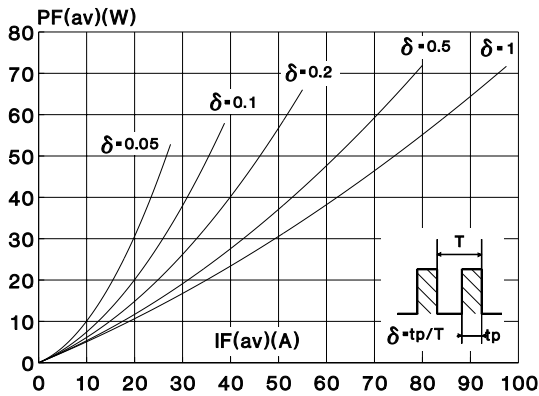
Symbol	Parameter	Tests Conditions		Min.	Typ.	Max.	Unit
I <sub>R</sub> *	Reverse leakage current	T <sub>j</sub> = 25°C	V <sub>R</sub> = V <sub>RRM</sub>			1	mA
		T <sub>j</sub> = 125°C				150	
V <sub>F</sub> *	Forward voltage drop	T <sub>j</sub> = 125°C	I <sub>F</sub> = 80 A			0.69	V
		T <sub>j</sub> = 25°C	I <sub>F</sub> = 160 A			0.95	
		T <sub>j</sub> = 125°C	I <sub>F</sub> = 160 A			0.90	

Pulse test : \* t<sub>p</sub> = 5 ms, δ < 2%  
 \*\* t<sub>p</sub> = 380 μs, δ < 2%

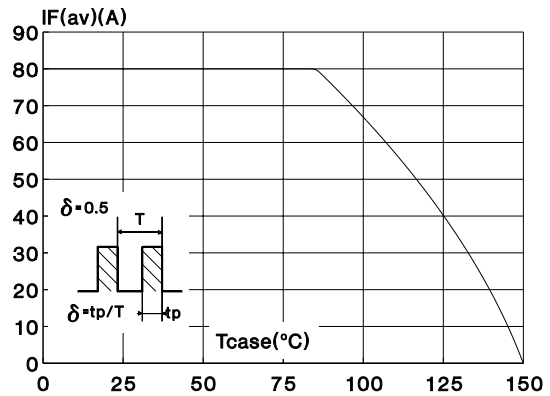
To evaluate the conduction losses use the following equation :

$$P = 0.48 \times I_{F(AV)} + 0.00262 \times I_{F(RMS)}^2$$

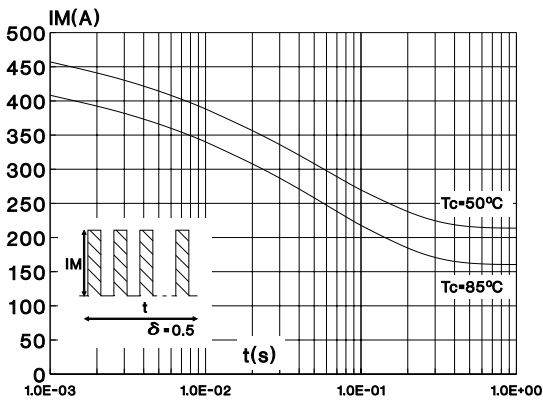
**Fig. 1:** Average forward power dissipation versus average forward current (per diode).



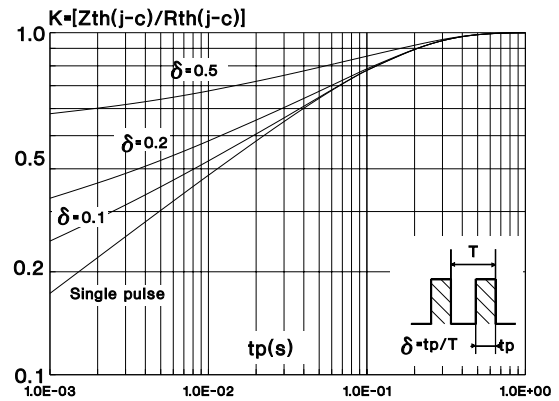
**Fig. 2:** Average current versus case temperature (δ= 0.5) (per diode).



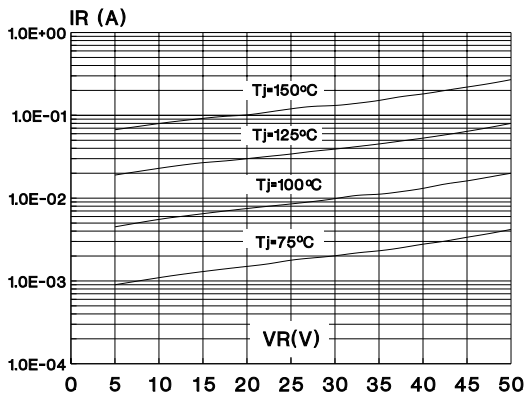
**Fig. 3:** Non repetitive surge peak forward current versus overload duration (maximum values) (per diode).



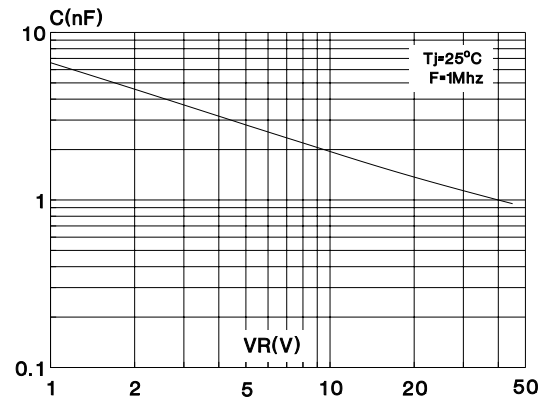
**Fig. 4 :** Relative variation of thermal transient impedance junction to case versus pulse duration.



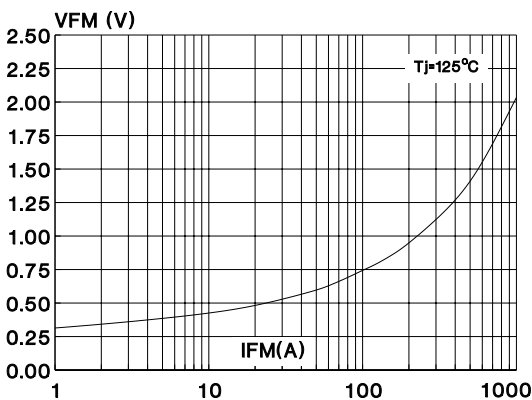
**Fig. 5:** Reverse leakage current versus reverse voltage applied (typical values) (per diode).



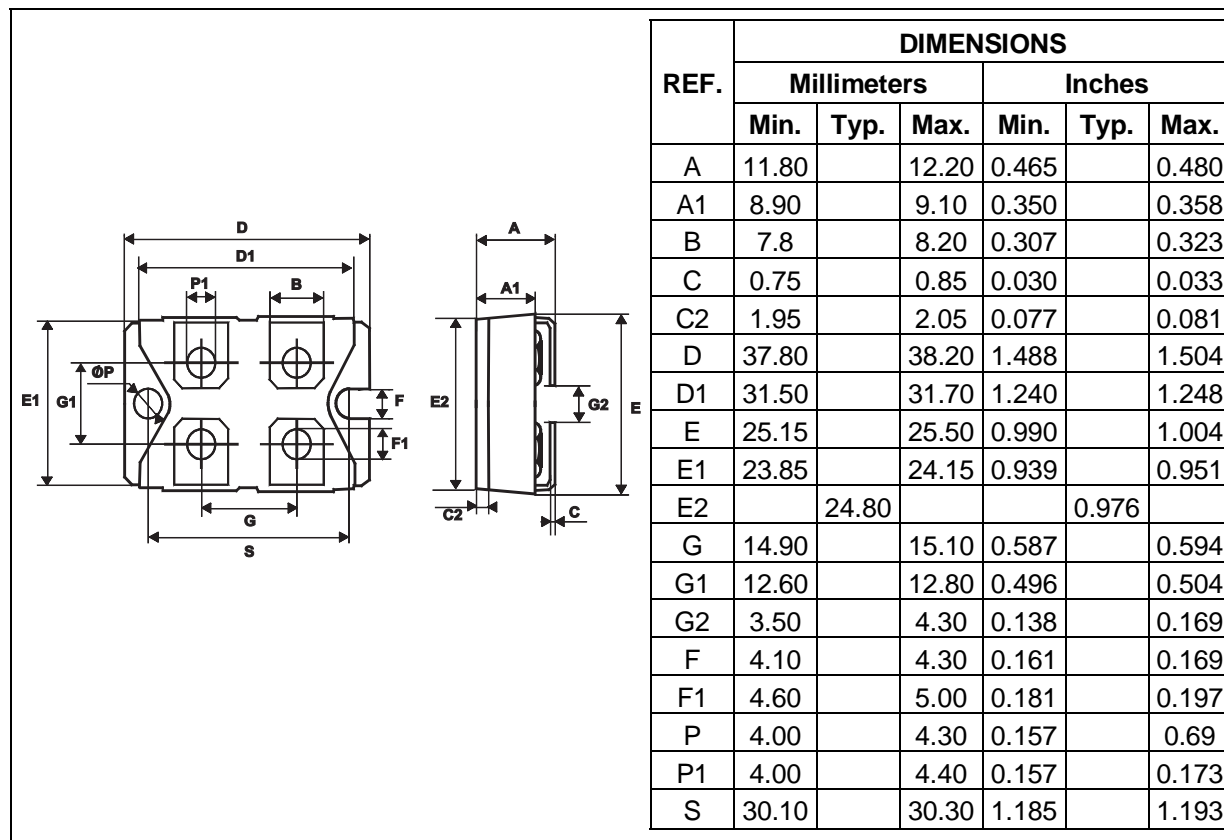
**Fig. 6:** Junction capacitance versus reverse voltage applied (typical values) (per diode).



**Fig. 7:** Forward voltage drop versus forward current (maximum values) (per diode).



**PACKAGE MECHANICAL DATA**  
ISOTOP



- **Marking:** STPS16045TV
- **Cooling method:** C
- **Weight:** 28 g.

Information furnished is believed to be accurate and reliable. However, STMicroelectronics assumes no responsibility for the consequences of use of such information nor for any infringement of patents or other rights of third parties which may result from its use. No license is granted by implication or otherwise under any patent or patent rights of STMicroelectronics. Specifications mentioned in this publication are subject to change without notice. This publication supersedes and replaces all information previously supplied. STMicroelectronics products are not authorized for use as critical components in life support devices or systems without express written approval of STMicroelectronics.

The ST logo is a registered trademark of STMicroelectronics

© 1998 STMicroelectronics - Printed in Italy - All rights reserved.

STMicroelectronics GROUP OF COMPANIES

Australia - Brazil - Canada - China - France - Germany - Italy - Japan - Korea - Malaysia - Malta - Mexico - Morocco - The Netherlands - Singapore - Spain - Sweden - Switzerland - Taiwan - Thailand - United Kingdom - U.S.A.