

# Zener diode

## STZ6.8N

### ●Applications

Constant voltage control  
Noise suppression on signal line

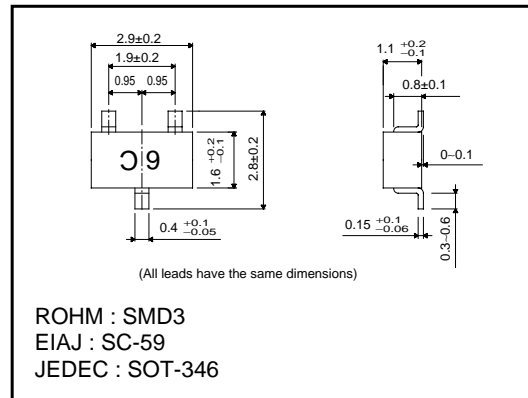
### ●Features

- 1) Small surface mounting type. (SMD3)
- 2) Multiple diodes with common anode configuration.
- 3) High reliability.

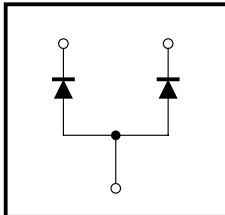
### ●Construction

Silicon epitaxial planar

### ●External dimensions (Units : mm)



### ●Circuit



### ●Absolute maximum ratings (Ta=25°C)

Parameter	Symbol	Limits	Unit
Power dissipation*	P	200	mW
Junction temperature	T <sub>j</sub>	150	°C
Storage temperature	T <sub>stg</sub>	-55~+150	°C

\* Total of 2 elements.

### ●Electrical characteristics (Ta=25°C)

Parameter	Symbol	Min.	Typ.	Max.	Unit	Conditions
Zener voltage	V <sub>z</sub>	6.47	—	7.14	V	I <sub>z</sub> =5mA
Reverse current	I <sub>R</sub>	—	—	0.5	μA	V <sub>R</sub> =3.5V
Operating resistance	Z <sub>z</sub>	—	—	40	Ω	I <sub>z</sub> =5mA
Rising operating resistance	Z <sub>zk</sub>	—	—	60	Ω	I <sub>z</sub> =0.5mA

Diodes

●Electrical characteristic curves (Ta=25°C)

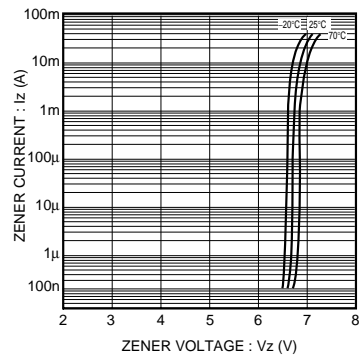


Fig.1 Zener voltage characteristics

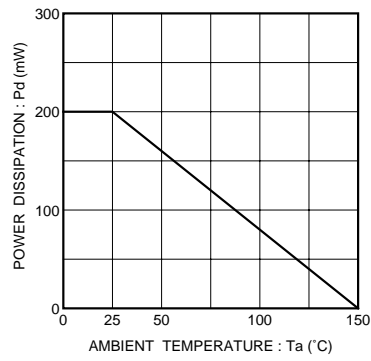


Fig.2 Derating curve