

GAS-FILLED TRIODE

EN31

Thyratron for use in h.f. time bases
and control equipment.

HEATER

V_h	6.3	V
I_h	1.3	A

CAPACITANCES

C_{in}	6.1	pF
C_{out}	4.2	pF
C_{a-g}	2.3	pF
C_{g-h}	< 1.5	pF

OPERATING CONDITIONS AS TRIODE

V_{a-g} (pk) max.	1.5	kV
V_a (pk) max.	1.0	kV
I_b max.	10	mA
i_a (pk) max.	750	mA
R_{g-k} min.	750	Ω/V
R_{g-k} max.	750	k Ω
V_{h-k} max. (cathode positive)	100	V
V_{h-k} max. (cathode negative)	0	V
Valve voltage drop	33	V
Control ratio	35	
f max.	150	kc/s

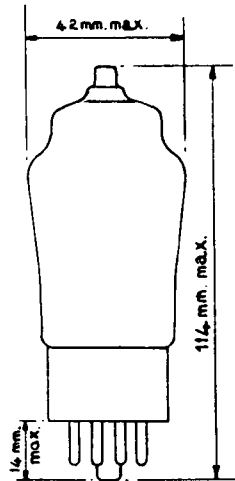
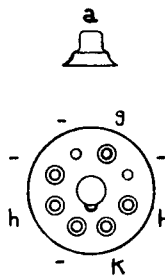
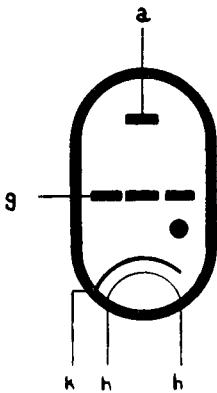
OPERATING CONDITIONS AS HALF-WAVE RECTIFIER

(Grid connected to cathode)

V_a max.	350	V
I_{out} max.	40	mA
R_{im} min.	100	Ω
C max.	6	μF
V_{h-k} max.	100	V

EN31

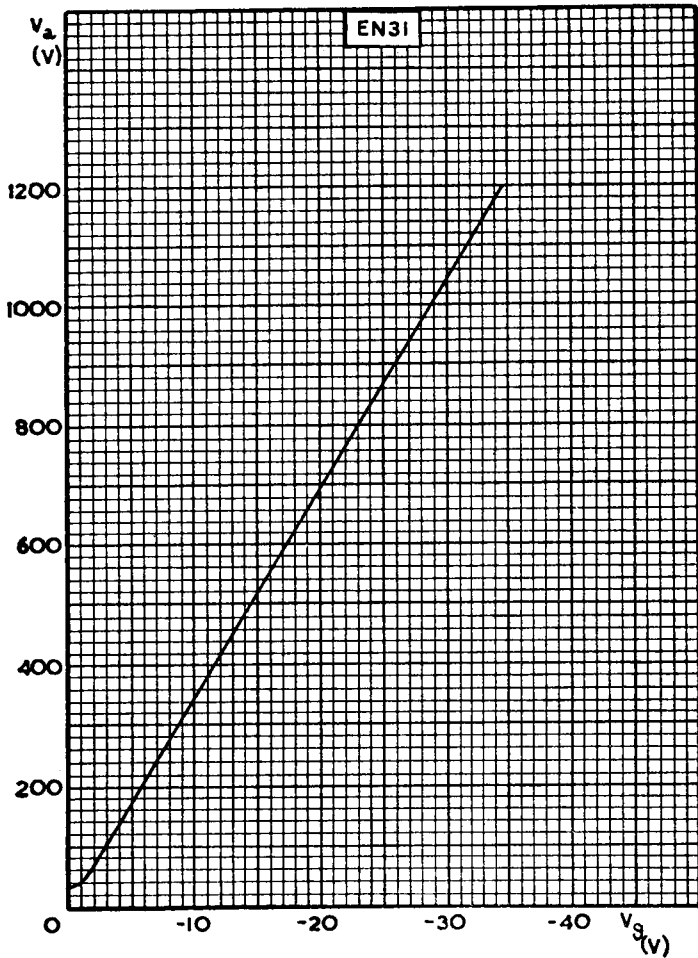
GAS-FILLED TRIODE



GAS-FILLED TRIODE

EN31

*Thyratron for use in H.F. time bases
and control equipment.*



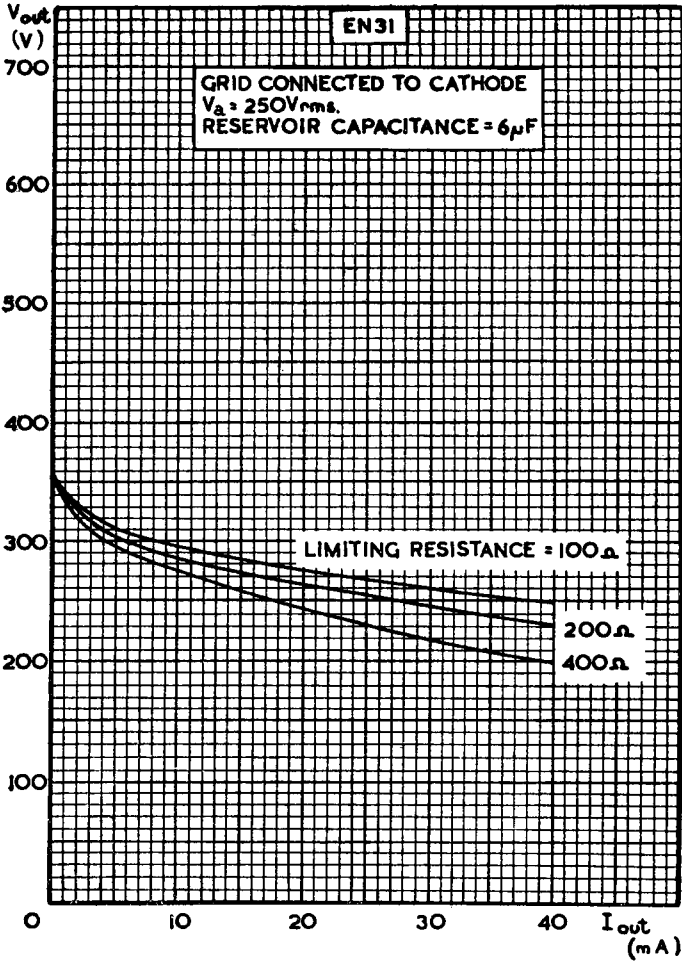
CONTROL CHARACTERISTIC



EN31

GAS-FILLED TRIODE

*Thyratron for use in H.F. time bases
and control equipment.*



OUTPUT VOLTAGE PLOTTED AGAINST OUTPUT CURRENT