

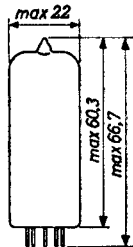
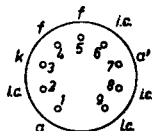
High vacuum DOUBLE ANODE RECTIFYING TUBE  
 REDRESSEUR BIPLAQUE à vide poussé  
 Hochvakuum ZWEIANODIGE GLEICHRICHTERRÖHRE

Heating : indirect by A.C.;  
 parallel supply  
 Chauffage: indirect par C.A.;  
 alimentation parallèle  
 Heizung : indirekt durch Wechsel-  
 strom; Parallelheizung

Dimensions in mm  
 Dimensions en mm  
 Abmessungen in mm

$$\frac{V_f}{I_f} = 6,3 \text{ V}$$

$$I_f = 1 \text{ A}$$



Base, culot, Sockel: **NOVAL**

Operating characteristics  
 Caractéristiques d'utilisation  
 Betriebsdaten

$V_{tr}$	=	2x250	2x300	2x350	$V_{eff}$
$C_{filt}$	=	50	50	50	$\mu F$
$R_t$	=	2x150	2x200	2x240	$\Omega$
$I_o$	=	150	150	150	mA
$V_o$	=	245	293	347	V

Limiting values  
 Caractéristiques limites  
 Grenzdaten

$V_{tr}$	=	max. 350	$V_{eff}$		
$V_a \text{ invp}$	=	max. 1	kV		
$I_o$	=	max. 150	mA		
$I_{ap}$	=	max. 450	mA		
$V_{kf} \text{ (k pos; f neg.)}$	=	max. 500	V		
$V_{tr}$	=	2x250	2x300	2x350	$V_{eff}$
$R_t$	=	min. 150	min. 200	min. 240	$\Omega$ <sup>1)</sup>

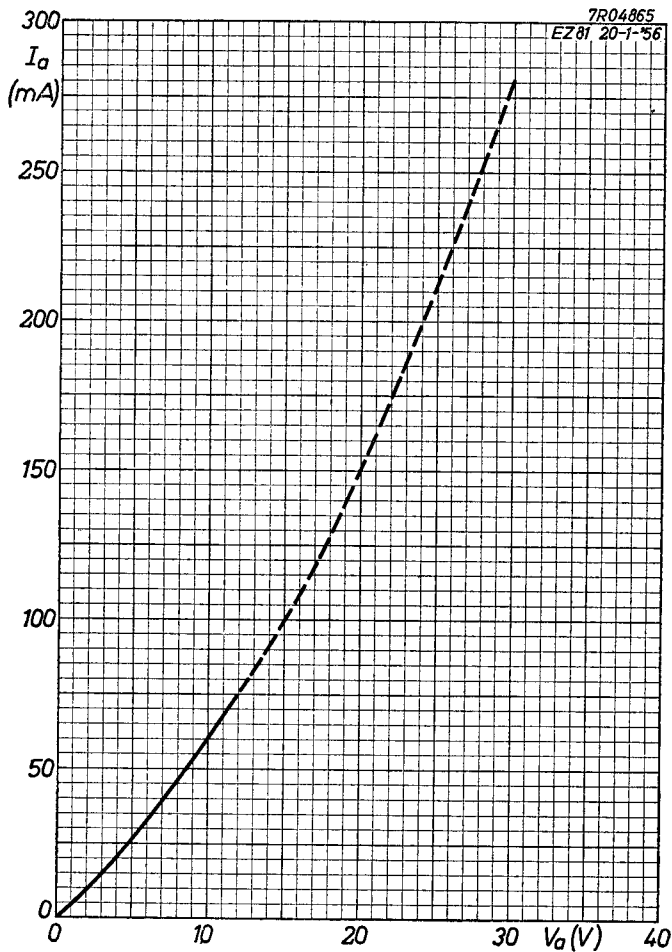
<sup>1)</sup> Each anode  
 Chaque anode  
 Jede Anode

# PHILIPS

# EZ 81

7R04865

EZ81 20-1-56



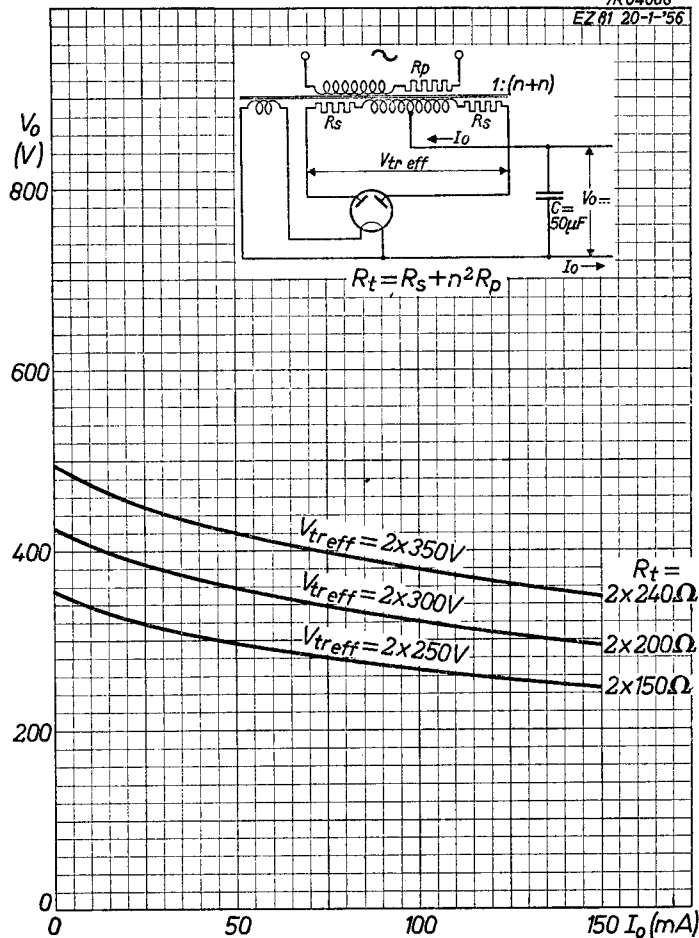
2.2.1956

A

**EZ 81****PHILIPS**

7R04866

EZ 81 20-1-56



B

**PHILIPS**



*Electronic  
Tube*

**HANDBOOK**

<b>page</b>	<b>EZ81 sheet</b>	<b>date</b>
1	1	1957.09.09
2	A	1956.02.02
3	B	1956.02.02
4	FP	1999.07.10