

# MECHANICAL CASE OUTLINE

## PACKAGE DIMENSIONS

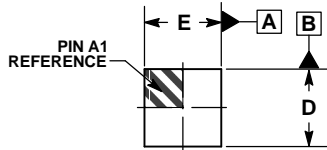
ON Semiconductor®



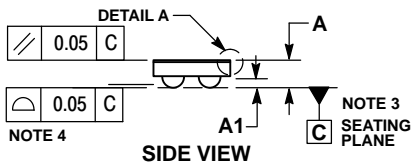
SCALE 4:1

WLCSP4, 0.85x0.85x0.3  
CASE 567PP  
ISSUE 0

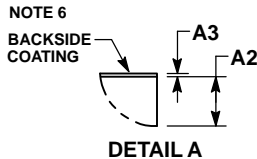
DATE 11 AUG 2016



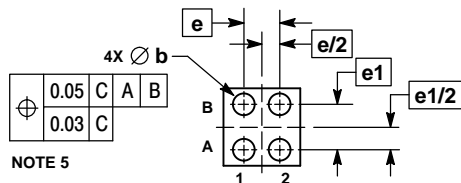
TOP VIEW



SIDE VIEW

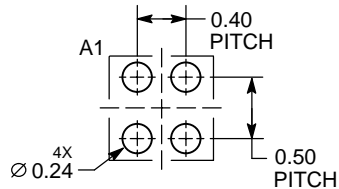


DETAIL A



BOTTOM VIEW

### RECOMMENDED SOLDERING FOOTPRINT\*



DIMENSIONS: MILLIMETERS

NOTES:

1. DIMENSIONING AND TOLERANCING PER ASME Y14.5M, 1994.
2. CONTROLLING DIMENSION: MILLIMETERS.
3. DATUM C, THE SEATING PLANE, IS DEFINED BY THE SPHERICAL CROWNS OF THE SOLDER BALLS.
4. COPLANARITY APPLIES TO THE SPHERICAL CROWNS OF THE SOLDER BALLS.
5. DIMENSION b IS MEASURED AT THE MAXIMUM CONTACT BALL DIAMETER PARALLEL TO DATUM C.
6. BACKSIDE COATING IS OPTIONAL.

| MILLIMETERS |           |      |      |
|-------------|-----------|------|------|
| DIM         | MIN       | NOM  | MAX  |
| A           | ---       | ---  | 0.30 |
| A1          | 0.09      | 0.11 | 0.13 |
| A2          | 0.14 REF  |      |      |
| A3          | 0.025 REF |      |      |
| b           | 0.22      | 0.24 | 0.26 |
| D           | 0.83      | 0.85 | 0.87 |
| E           | 0.83      | 0.85 | 0.87 |
| e           | 0.40 BSC  |      |      |
| e1          | 0.50 BSC  |      |      |

### GENERIC MARKING DIAGRAM\*



- X = Specific Device Code
- Y = Year
- W = Work Week

\*This information is generic. Please refer to device data sheet for actual part marking. Pb-Free indicator, "G" or microdot "▪", may or may not be present.

\*For additional information on our Pb-Free strategy and soldering details, please download the ON Semiconductor Soldering and Mounting Techniques Reference Manual, SOLDERRM/D.

|                  |                           |  |
|------------------|---------------------------|--|
| DOCUMENT NUMBER: | 98AON14719G               | Electronic versions are uncontrolled except when accessed directly from the Document Repository. Printed versions are uncontrolled except when stamped "CONTROLLED COPY" in red. |
| STATUS:          | ON SEMICONDUCTOR STANDARD |  |
| NEW STANDARD:    |                           |  |
| DESCRIPTION:     | WLCSP4, 0.85X0.85X0.3     | PAGE 1 OF 2  |

