

New Jersey Semi-Conductor Products, Inc.

20 STERN AVE.
SPRINGFIELD, NEW JERSEY 07081
U.S.A.

TELEPHONE: (973) 376-2922
(212) 227-6005
FAX: (973) 376-8960

NPN SILICON HIGH-POWER TRANSISTORS

General Purpose use in power amplifier and switching circuit applications.

FEATURES:

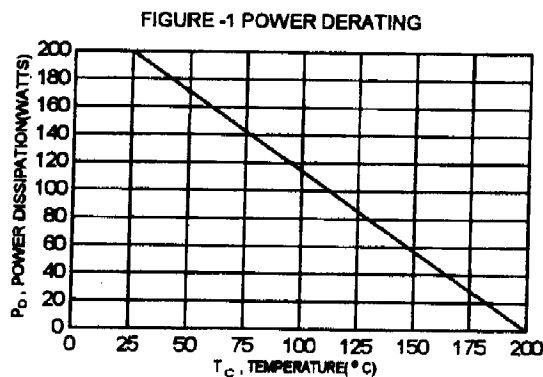
- * DC Current Gain Specified- 1.0 to 30 A
- * Low Collector-Emitter Saturation Voltage -
 $V_{CE(sat)} = 0.75 \text{ V (Max.) @ } I_C = 10 \text{ A - 2N5301, 2N5302}$
 $V_{CE(sat)} = 1.0 \text{ V (Max.) @ } I_C = 10 \text{ A - 2N5303.}$
- * Complements to PNP 2N4398, 2N4399 and 2N5745

MAXIMUM RATINGS

Characteristic	Symbol	2N5301	2N5302	2N5303	Unit
Collector-Emitter Voltage	V_{CEO}	40	60	80	V
Collector-Emitter Voltage	V_{CES}	40	60	80	V
Emitter-Base Voltage	V_{EB}	5.0			V
Collector Current-Continuous	I_C	30	30	20	A
Base current - Continuous	I_B	7.5			A
Total Power Dissipation @ $T_c = 25^\circ\text{C}$ Derate above 25°C	P_D	200 1.14			W W/°C
Operating and Storage Junction Temperature Range	T_J, T_{STG}	- 65 to +200			°C


THERMAL CHARACTERISTICS

Characteristic	Symbol	Max	Unit
Thermal Resistance Junction to Case	$R_{\theta jc}$	0.875	°C/W

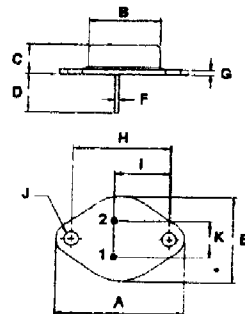


NPN
2N5301
2N5302
2N5303

20 AND 30 AMPERE
NPN SILICON
POWER TRANSISTORS
40-80 Volts
200 Watts



TO-3




PIN 1. BASE
2. EMITTER
COLLECTOR (CASE)

DIM	MILLIMETERS	
	MIN	MAX
A	38.75	39.96
B	19.28	22.23
C	7.96	9.28
D	11.18	12.19
E	25.20	28.67
F	0.92	1.09
G	1.38	1.62
H	29.80	30.40
I	18.64	17.30
J	3.68	4.36
K	10.67	11.18

NJ Semi-Conductors reserves the right to change test conditions, parameters limits and package dimensions without notice information furnished by NJ Semi-Conductors is believed to be both accurate and reliable at the time of going to press. However NJ Semi-Conductors assumes no responsibility for any errors or omissions discovered in its use. NJ Semi-Conductors encourages customers to verify that datasheets are current before placing orders,

Quality Semi-Conductors



ELECTRICAL CHARACTERISTICS ($T_c = 25^\circ\text{C}$ unless otherwise noted)

Characteristic	Symbol	Min	Max	Unit
OFF CHARACTERISTICS				
Collector - Emitter Sustaining Voltage (1) ($I_c = 200 \text{ mA}$, $I_B = 0$)	2N5301 2N5302 2N5303	$V_{CE(sus)}$	40 60 80	V
Collector Cutoff Current ($V_{CE} = 40 \text{ V}$, $I_B = 0$) ($V_{CE} = 60 \text{ V}$, $I_B = 0$) ($V_{CE} = 80 \text{ V}$, $I_B = 0$)	2N5301 2N5302 2N5303	I_{CEO}	5.0 5.0 5.0	mA
Collector Cutoff Current ($V_{CE} = 40 \text{ V}$, $V_{BE(off)} = 1.5 \text{ V}$) ($V_{CE} = 60 \text{ V}$, $V_{BE(off)} = 1.5 \text{ V}$) ($V_{CE} = 80 \text{ V}$, $V_{BE(off)} = 1.5 \text{ V}$) ($V_{CE} = 40 \text{ V}$, $V_{BE(off)} = 1.5 \text{ V}$, $T_c = 150^\circ\text{C}$) ($V_{CE} = 60 \text{ V}$, $V_{BE(off)} = 1.5 \text{ V}$, $T_c = 150^\circ\text{C}$) ($V_{CE} = 80 \text{ V}$, $V_{BE(off)} = 1.5 \text{ V}$, $T_c = 150^\circ\text{C}$)	2N5301 2N5302 2N5303 2N5301 2N5302 2N5303	I_{CEX}	1.0 1.0 1.0 10 10	mA mA
Collector Cutoff Current ($V_{CB} = 40 \text{ V}$, $I_E = 0$) ($V_{CB} = 60 \text{ V}$, $I_E = 0$) ($V_{CB} = 80 \text{ V}$, $I_E = 0$)	2N5301 2N5302 2N5303	I_{CBO}	1.0 1.0 1.0	mA
Emitter Cutoff Current ($V_{EB} = 5.0 \text{ V}$, $I_C = 0$)	All Types	I_{EBO}	5.0	mA
ON CHARACTERISTICS (1)				
DC Current Gain ($I_c = 1.0 \text{ A}$, $V_{CE} = 2.0 \text{ V}$) ($I_c = 10 \text{ A}$, $V_{CE} = 2.0 \text{ V}$) ($I_c = 15 \text{ A}$, $V_{CE} = 2.0 \text{ V}$) ($I_c = 20 \text{ A}$, $V_{CE} = 4.0 \text{ V}$) ($I_c = 30 \text{ A}$, $V_{CE} = 4.0 \text{ V}$)	All Types 2N5303 2N5301, 2N5302 2N5303 2N5301, 2N5302	h_{FE}	40 15 15 5.0 5.0	60 60
Collector-Emitter Saturation Voltage ($I_c = 10 \text{ A}$, $I_B = 1.0 \text{ A}$) ($I_c = 15 \text{ A}$, $I_B = 1.5 \text{ A}$) ($I_c = 20 \text{ A}$, $I_B = 2.0 \text{ A}$) ($I_c = 20 \text{ A}$, $I_B = 4.0 \text{ A}$) ($I_c = 30 \text{ A}$, $I_B = 6.0 \text{ A}$)	2N5301, 2N5302 2N5303 2N5303 2N5301, 2N5302 2N5303 2N5301, 2N5302	$V_{CE(sat)}$	0.75 1.0 1.5 2.0 2.0 3.0	V
Base-Emitter Saturation Voltage ($I_c = 10 \text{ A}$, $I_B = 1.0 \text{ A}$) ($I_c = 15 \text{ A}$, $I_B = 1.5 \text{ A}$) ($I_c = 20 \text{ A}$, $I_B = 2.0 \text{ A}$) ($I_c = 20 \text{ A}$, $I_B = 4.0 \text{ A}$)	All Types 2N5301, 2N5302 2N5303 2N5301, 2N5302 2N5303	$V_{BE(sat)}$	1.7 1.8 2.0 2.5 2.5	V
Base-Emitter On Voltage ($I_c = 10 \text{ A}$, $V_{CE} = 2.0 \text{ V}$) ($I_c = 15 \text{ A}$, $V_{CE} = 2.0 \text{ V}$) ($I_c = 20 \text{ A}$, $V_{CE} = 4.0 \text{ V}$) ($I_c = 30 \text{ A}$, $V_{CE} = 4.0 \text{ V}$)	2N5303 2N5301, 2N5302 2N5303 2N5301, 2N5302	$V_{BE(on)}$	1.5 1.7 2.5 3.0	V

(1) Pulse Test: Pulse width = 300 us, Duty Cycle $\leq 2.0\%$

ELECTRICAL CHARACTERISTICS ($T_c = 25^\circ\text{C}$ unless otherwise noted)

Characteristic	Symbol	Min	Max	Unit
----------------	--------	-----	-----	------

DYNAMIC CHARACTERISTICS

Current - Gain - Bandwidth Product (2) ($I_c = 1.0\text{ A}$, $V_{CE} = 10\text{ V}$, $f = 1.0\text{ MHz}$)	f_T	2.0		MHz
Small-Signal Current Gain ($I_c = 1.0\text{ A}$, $V_{CE} = 10\text{ V}$, $f = 1.0\text{ KHz}$)	h_{fe}	40		

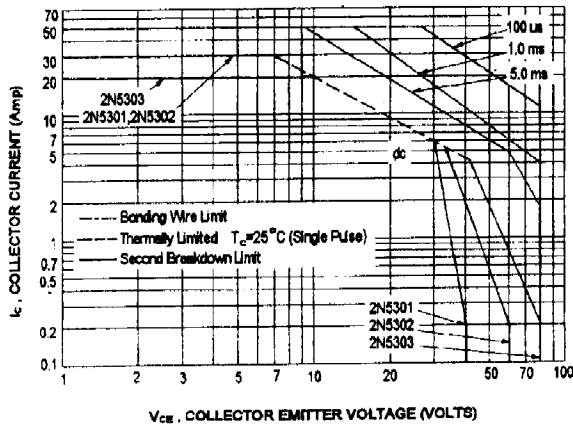
SWITCHING CHARACTERISTICS

Rise Time	$V_{CC} = 30\text{ V}$, $I_c = 10.0\text{ A}$ $I_{B1} = I_{B2} = 1.0\text{ A}$ $t_p = 0.1\text{ ms}$ Duty Cycle $\leq 2.0\%$	t_r	1.0	us
Storage Time		t_s	2.0	us
Fall Time		t_f	1.0	us

(1) Pulse Test: Pulse width = 300 us , Duty Cycle $\leq 2.0\%$

(2) $f_T = |h_{fe}| \cdot f_{test}$

ACTIVE REGION SAFE OPERATING AREA (SOA)



There are two limitation on the power handling ability of a transistor: average junction temperature and second breakdown safe operating area curves indicate I_c - V_{CE} limits of the transistor that must be observed for reliable operation i.e., the transistor must not be subjected to greater dissipation than curves indicate.

The data of SOA curve is base on $T_{J(PK)} = 200^\circ\text{C}$; T_c is variable depending on conditions. second breakdown pulse limits are valid for duty cycles to 10% provided $T_{J(PK)} < 200^\circ\text{C}$. At high case temperatures, thermal limitation will reduce the power that can be handled to values less than the limitations imposed by second breakdown.