

Silicon PNP Power Transistor

2SA1095

DESCRIPTION

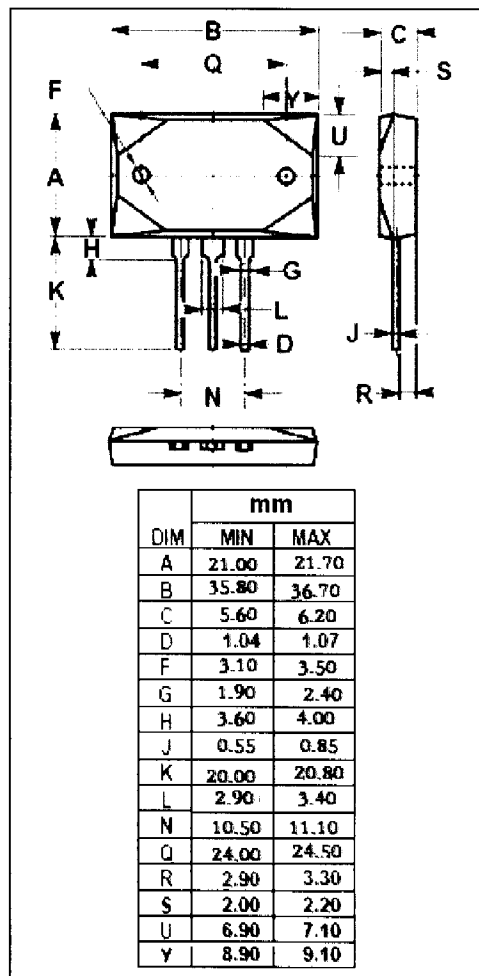
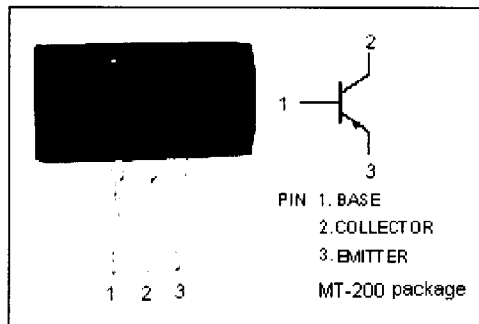
- Collector-Emitter Breakdown Voltage-
 $V_{(BR)CEO} = -160V(\text{Min})$
- Good Linearity of h_{FE}
- Complement to Type 2SC2565

APPLICATIONS


- Power amplifier applications
- Recommended for 100W high-fidelity audio frequency amplifier output stage

ABSOLUTE MAXIMUM RATINGS($T_a=25^\circ\text{C}$)

SYMBOL	PARAMETER	VALUE	UNIT
V_{CBO}	Collector-Base Voltage	-160	V
V_{CEO}	Collector-Emitter Voltage	-160	V
V_{EBO}	Emitter-Base Voltage	-5	V
I_C	Collector Current-Continuous	-15	A
I_E	Emitter Current-Continuous	15	A
P_C	Collector Power Dissipation @ $T_C=25^\circ\text{C}$	150	W
T_J	Junction Temperature	150	$^\circ\text{C}$
T_{stg}	Storage Temperature Range	-55~150	$^\circ\text{C}$



NJ Semi-Conductors reserves the right to change test conditions, parameter limits and package dimensions without notice. Information furnished by NJ Semi-Conductors is believed to be both accurate and reliable at the time of going to press. However, NJ Semi-Conductors assumes no responsibility for any errors or omissions discovered in its use. NJ Semi-Conductors encourages customers to verify that datasheets are current before placing orders.



Silicon PNP Power Transistor

2SA1095

ELECTRICAL CHARACTERISTICS

$T_C=25^\circ\text{C}$ unless otherwise specified

SYMBOL	PARAMETER	CONDITIONS	MIN	TYP.	MAX	UNIT
$V_{(BR)CEO}$	Collector-Emitter Breakdown Voltage	$I_C = -10\text{mA}; I_B = 0$	-160			V
$V_{(BR)EBO}$	Emitter-Base Breakdown Voltage	$I_E = -1\text{mA}; I_C = 0$	-5			V
$V_{CE(sat)}$	Collector-Emitter Saturation Voltage	$I_C = -5\text{A}; I_B = -0.5\text{A}$			-2.0	V
$V_{BE(on)}$	Base-Emitter On Voltage	$I_C = -5\text{A}; V_{CE} = -5\text{V}$			-2.0	V
I_{CBO}	Collector Cutoff Current	$V_{CB} = -160\text{V}; I_E = 0$			-50	μA
I_{EBO}	Emitter Cutoff Current	$V_{EB} = -5\text{V}; I_C = 0$			-50	μA
h_{FE-1}	DC Current Gain	$I_C = -1\text{A}; V_{CE} = -5\text{V}$	55		240	
h_{FE-2}	DC Current Gain	$I_C = -5\text{A}; V_{CE} = -5\text{V}$	40			
C_{OB}	Output Capacitance	$I_E = 0; V_{CB} = -10\text{V}; f_{test} = 1.0\text{MHz}$		350		pF
f_T	Current-Gain—Bandwidth Product	$I_C = -1\text{A}; V_{CE} = -10\text{V}$		60		MHz

◆ h_{FE-1} Classifications

R	O	Y
55-110	80-160	120-240