

**Silicon PNP Power Transistor**

**2SA1133A**

**DESCRIPTION**

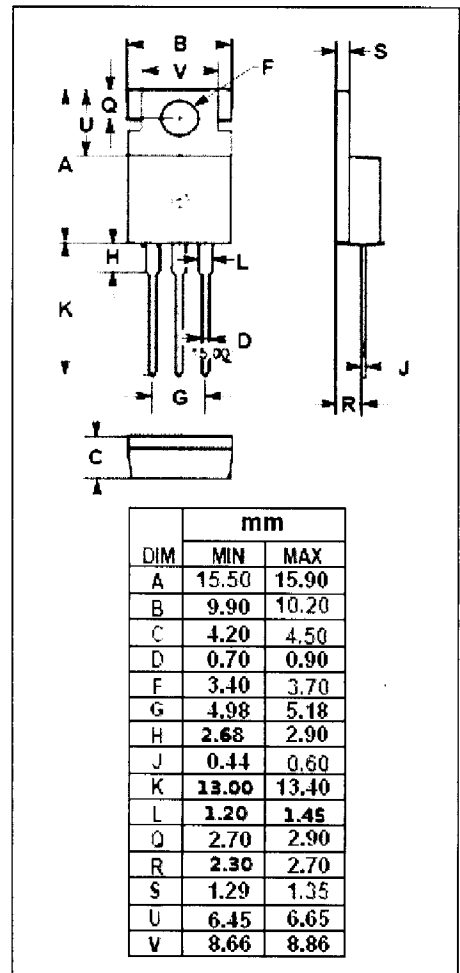
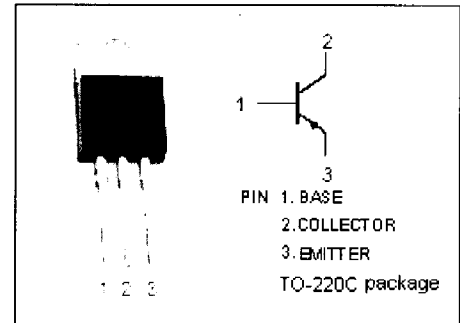
- Collector-Emitter Breakdown Voltage-  
 $V_{(BR)CEO} = -180V$  (Min)
- Large Collector Power Dissipation
- Complement to Type 2SC2660A

**APPLICATIONS**


- Designed for power amplifier and TV vertical deflection output applications.

**ABSOLUTE MAXIMUM RATINGS(Ta=25°C)**

SYMBOL	PARAMETER	VALUE	UNIT
$V_{CBO}$	Collector-Base Voltage	-200	V
$V_{CEO}$	Collector-Emitter Voltage	-180	V
$V_{EBO}$	Emitter-Base Voltage	-6	V
$I_C$	Collector Current-Continuous	-2	A
$I_{CM}$	Collector Current-Peak	-3	A
$P_C$	Collector Power Dissipation	30	W
$T_J$	Junction Temperature	150	°C
$T_{stg}$	Storage Temperature Range	-55~150	°C



NJ Semi-Conductors reserves the right to change test conditions, parameter limits and package dimensions without notice. Information furnished by NJ Semi-Conductors is believed to be both accurate and reliable at the time of going to press. However, NJ Semi-Conductors assumes no responsibility for any errors or omissions discovered in its use. NJ Semi-Conductors encourages customers to verify that datasheets are current before placing orders.



## Silicon PNP Power Transistor

## 2SA1133A

### ELECTRICAL CHARACTERISTICS

$T_C=25^\circ\text{C}$  unless otherwise specified

SYMBOL	PARAMETER	CONDITIONS	MIN	TYP.	MAX	UNIT
$V_{(BR)CEO}$	Collector-Emitter Breakdown Voltage	$I_C = -5\text{mA}; I_B = 0$	-180			V
$V_{(BR)CBO}$	Collector-Base Breakdown Voltage	$I_C = -500\mu\text{A}; I_E = 0$	-200			V
$V_{(BR)EBO}$	Emitter-Base Breakdown Voltage	$I_E = -500\mu\text{A}; I_C = 0$	-6			V
$V_{CE(sat)}$	Collector-Emitter Saturation Voltage	$I_C = -500\text{mA}; I_B = -50\text{mA}$			-1.0	V
$V_{BE(on)}$	Base-Emitter On Voltage	$I_C = -400\text{mA}; V_{CE} = -10\text{V}$			-1.0	V
$I_{CBO}$	Collector Cutoff Current	$V_{CB} = -200\text{V}; I_E = 0$			-50	$\mu\text{A}$
$I_{EBO}$	Emitter Cutoff Current	$V_{EB} = -4\text{V}; I_C = 0$			-50	$\mu\text{A}$
$h_{FE-1}$	DC Current Gain	$I_C = -150\text{mA}; V_{CE} = -10\text{V}$	60		240	
$h_{FE-2}$	DC Current Gain	$I_C = -400\text{mA}; V_{CE} = -10\text{V}$	50			

#### ◆ $h_{FE-1}$ Classifications

Q	P
60-140	100-240