

Silicon PNP Power Transistor

2SA2151A

DESCRIPTION



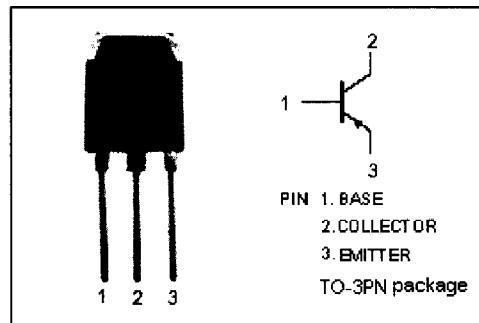
- High Collector-Emitter Breakdown Voltage-
 $V_{(BR)CEO} = -230V(\text{Min})$
- Good Linearity of h_{FE}
- Complement to Type 2SC6011

APPLICATIONS

- Designed for audio and general purpose applications

ABSOLUTE MAXIMUM RATINGS($T_a=25^\circ\text{C}$)

SYMBOL	PARAMETER	VALUE	UNIT
V_{CBO}	Collector-Base Voltage	-230	V
V_{CEO}	Collector-Emitter Voltage	-230	V
V_{EBO}	Emitter-Base Voltage	-6	V
I_C	Collector Current-Continuous	-15	A
I_B	Base Current-Continuous	-4	A
P_C	Collector Power Dissipation @ $T_C=25^\circ\text{C}$	160	W
T_J	Junction Temperature	150	$^\circ\text{C}$
T_{stg}	Storage Temperature Range	-55~150	$^\circ\text{C}$



NJ Semi-Conductors reserves the right to change test conditions, parameter limits and package dimensions without notice. Information furnished by NJ Semi-Conductors is believed to be both accurate and reliable at the time of going to press. However, NJ Semi-Conductors assumes no responsibility for any errors or omissions discovered in its use. NJ Semi-Conductors encourages customers to verify that datasheets are current before placing orders.

Silicon PNP Power Transistor

2SA2151A

ELECTRICAL CHARACTERISTICS

$T_c=25^\circ\text{C}$ unless otherwise specified

SYMBOL	PARAMETER	CONDITIONS	MIN	TYP.	MAX	UNIT
$V_{(BR)CEO}$	Collector-Emitter Breakdown Voltage	$I_C = -50\text{mA}; I_B = 0$	-230			V
$V_{CE(sat)}$	Collector-Emitter Saturation Voltage	$I_C = -5\text{A}; I_B = -0.5\text{A}$			-0.5	V
I_{CBO}	Collector Cutoff Current	$V_{CB} = -230\text{V}; I_E = 0$			-10	μA
I_{EBO}	Emitter Cutoff Current	$V_{EB} = -6\text{V}; I_C = 0$			-10	μA
h_{FE}	DC Current Gain	$I_C = -3\text{A}; V_{CE} = -4\text{V}$	50		180	
C_{OB}	Output Capacitance	$I_E = 0; V_{CB} = -10\text{V}; f = 1.0\text{MHz}$		450		pF
f_T	Current-Gain—Bandwidth Product	$I_E = 0.5\text{A}; V_{CE} = -12\text{V}$		20		MHz

© h_{FE} Classifications

O	P	Y
50-100	70-140	90-180