

**Silicon PNP Power Transistor**

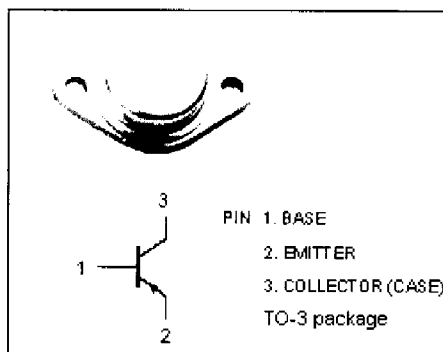
**2SA744**

**DESCRIPTION**

- High Power Dissipation-  
 :  $P_C = 70W(\text{Max.})@T_C=25^\circ C$
- Collector-Emitter Breakdown Voltage-  
 :  $V_{(BR)CEO} = -80V(\text{Min.})$
- Complement to Type 2SC1402


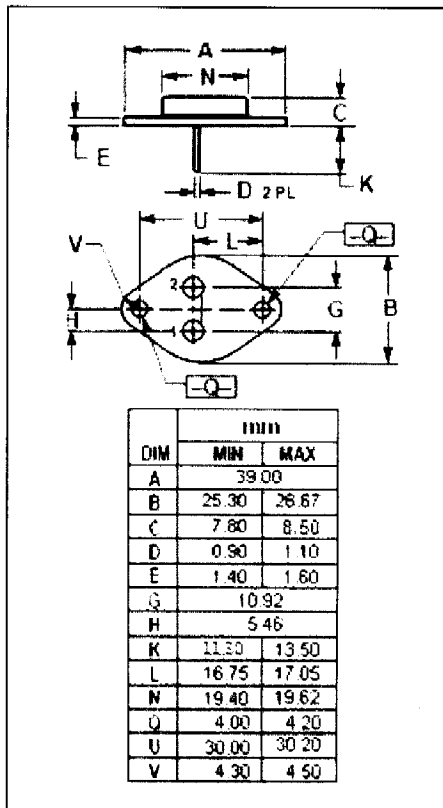
**APPLICATIONS**

- Designed for general purpose applications.



**ABSOLUTE MAXIMUM RATINGS( $T_a=25^\circ C$ )**

SYMBOL	PARAMETER	VALUE	UNIT
$V_{CBO}$	Collector-Base Voltage	-80	V
$V_{CEO}$	Collector-Emitter Voltage	-80	V
$V_{EBO}$	Emitter-Base Voltage	-6	V
$I_C$	Collector Current-Continuous	-8	A
$I_B$	Base Current-Continuous	-3	A
$P_C$	Collector Power Dissipation @ $T_C=25^\circ C$	70	W
$T_j$	Junction Temperature	150	$^\circ C$
$T_{stg}$	Storage Temperature	-65~150	$^\circ C$



NJ Semi-Conductors reserves the right to change test conditions, parameter limits and package dimensions without notice. Information furnished by NJ Semi-Conductors is believed to be both accurate and reliable at the time of going to press. However, NJ Semi-Conductors assumes no responsibility for any errors or omissions discovered in its use. NJ Semi-Conductors encourages customers to verify that datasheets are current before placing orders.

**Silicon PNP Power Transistor****2SA744****ELECTRICAL CHARACTERISTICS**T<sub>j</sub>=25°C unless otherwise specified

SYMBOL	PARAMETER	CONDITIONS	MIN	TYP.	MAX	UNIT
V <sub>(BR)CEO</sub>	Collector-Emitter Breakdown Voltage	I <sub>C</sub> = -50mA ; I <sub>B</sub> = 0	-80			V
V <sub>CE(sat)</sub>	Collector-Emitter Saturation Voltage	I <sub>C</sub> = -3A; I <sub>B</sub> = -0.3A			-1.5	V
I <sub>CBO</sub>	Collector Cutoff Current	V <sub>CB</sub> = -80V; I <sub>E</sub> = 0			-1.0	mA
I <sub>EBO</sub>	Emitter Cutoff Current	V <sub>EB</sub> = -6V; I <sub>C</sub> = 0			-1.0	mA
h <sub>FE</sub>	DC Current Gain	I <sub>C</sub> = -3A ; V <sub>CE</sub> = -4V	30			
f <sub>T</sub>	Current-Gain—Bandwidth Product	I <sub>E</sub> = 0.5A ; V <sub>CE</sub> = -12V		15		MHz