

Silicon PNP Power Transistor

2SA754

DESCRIPTION


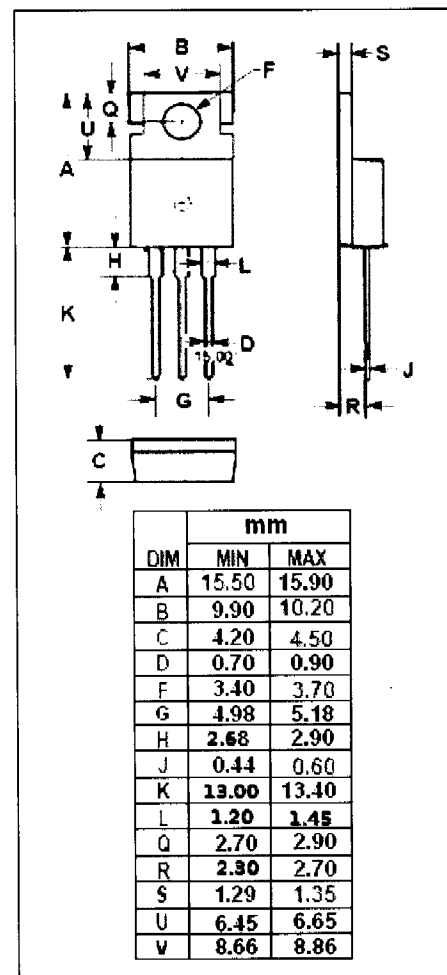
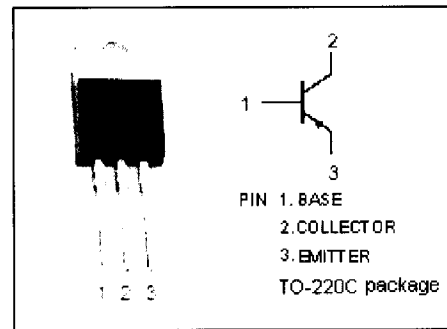
- Collector-Emitter Breakdown Voltage-
 : $V_{(BR)CEO} = -50V(\text{Min})$
- Low Collector Saturation Voltage-
 : $V_{CE(sat)} = -1.3V(\text{Max.}) @ I_C = -1.5A$
- Good Linearity of h_{FE}

APPLICATIONS

- Designed for low frequency power amplifier applications.

ABSOLUTE MAXIMUM RATINGS(Ta=25°C)

SYMBOL	PARAMETER	VALUE	UNIT
V_{CBO}	Collector-Base Voltage	-50	V
V_{CEO}	Collector-Emitter Voltage	-50	V
V_{EBO}	Emitter-Base Voltage	-4	V
I_C	Collector Current-Continuous	-2	A
P_C	Total Power Dissipation@ $T_C=25^\circ C$	20	W
T_J	Junction Temperature	150	°C
T_{stg}	Storage Temperature Range	-55~150	°C



NJ Semi-Conductors reserves the right to change test conditions, parameter limits and package dimensions without notice. Information furnished by NJ Semi-Conductors is believed to be both accurate and reliable at the time of going to press. However, NJ Semi-Conductors assumes no responsibility for any errors or omissions discovered in its use. NJ Semi-Conductors encourages customers to verify that datasheets are current before placing orders.

Silicon PNP Power Transistor

2SA754

ELECTRICAL CHARACTERISTICS

$T_C=25^\circ\text{C}$ unless otherwise specified

SYMBOL	PARAMETER	CONDITIONS	MIN	TYP.	MAX	UNIT
$V_{(BR)CBO}$	Collector-Base Breakdown Voltage	$I_C = -5\text{mA}; I_E = 0$	-50			V
$V_{(BR)CEO}$	Collector-Emitter Breakdown Voltage	$I_C = -50\text{mA}; R_{BE} = \infty$	-50			V
$V_{(BR)EBO}$	Emitter-Base Breakdown Voltage	$I_E = -5\text{mA}; I_C = 0$	-4			V
$V_{CE(sat)}$	Collector-Emitter Saturation Voltage	$I_C = -1.5\text{A}; I_B = -0.15\text{A}$			-1.3	V
$V_{BE(on)}$	Collector-Emitter On Voltage	$I_C = -1\text{A}; V_{CE} = -4\text{V}$			-1.5	V
I_{CBO}	Collector Cutoff Current	$V_{CB} = -20\text{V}; I_E = 0$			-100	μA
h_{FE-1}	DC Current Gain	$I_C = -1\text{A}; V_{CE} = -4\text{V}$	35		200	
h_{FE-2}	DC Current Gain	$I_C = -0.1\text{A}; V_{CE} = -4\text{V}$	35			
f_T	Current-Gain—Bandwidth Product	$I_C = -0.5\text{A}; V_{CE} = -4\text{V}$		50		MHz

◆ h_{FE-1} Classifications

A	B	C
35-70	50-120	100-200