

TOSHIBA Transistor Silicon NPN Epitaxial Planar Type

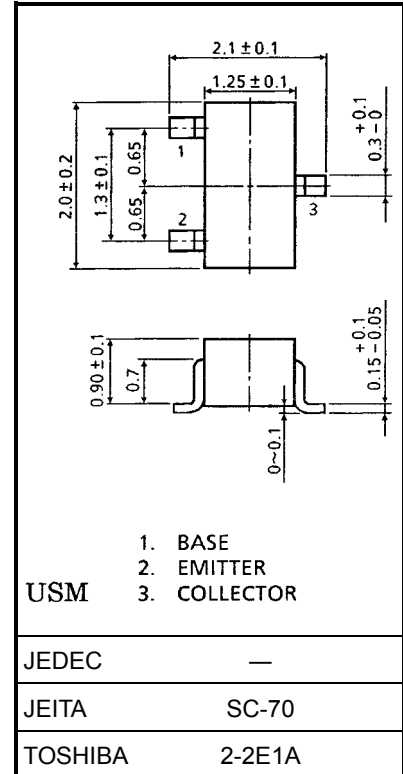
2SC5110

For VCO Application

Unit: mm

Maximum Ratings (Ta = 25°C)

Characteristics	Symbol	Rating	Unit
Collector-base voltage	V _{CB0}	20	V
Collector-emitter voltage	V _{CEO}	10	V
Emitter-base voltage	V _{EBO}	3	V
Base current	I _B	30	mA
Collector current	I _C	60	mA
Collector power dissipation	P _C	100	mW
Junction temperature	T _j	125	°C
Storage temperature range	T _{stg}	-55~125	°C



Weight: 0.006 g (typ.)

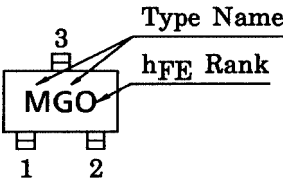
Electrical Characteristics (Ta = 25°C)

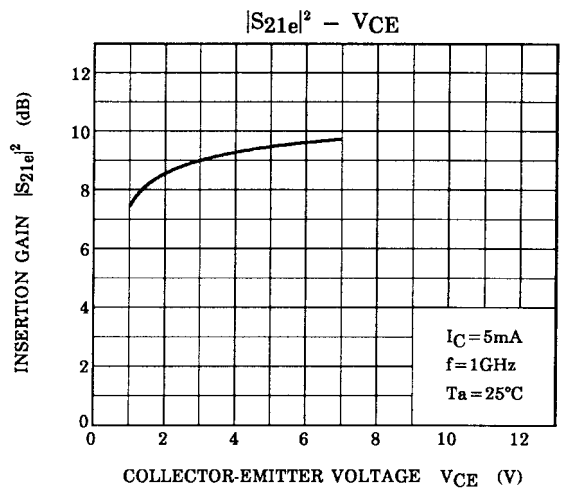
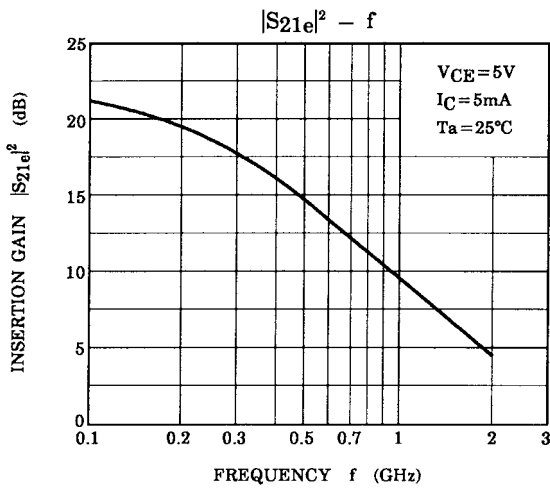
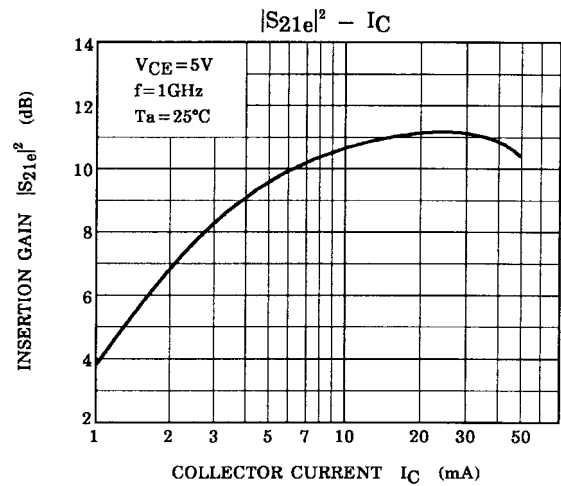
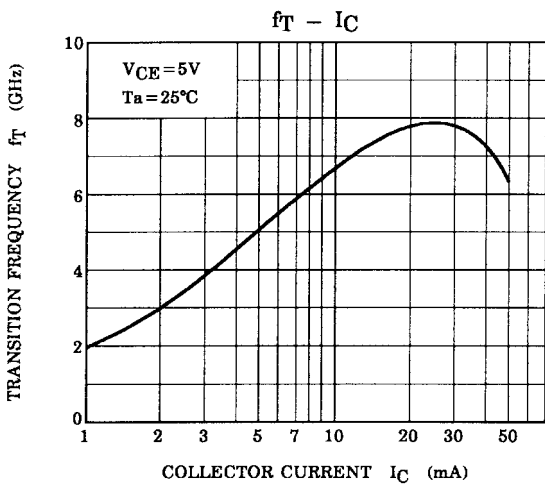
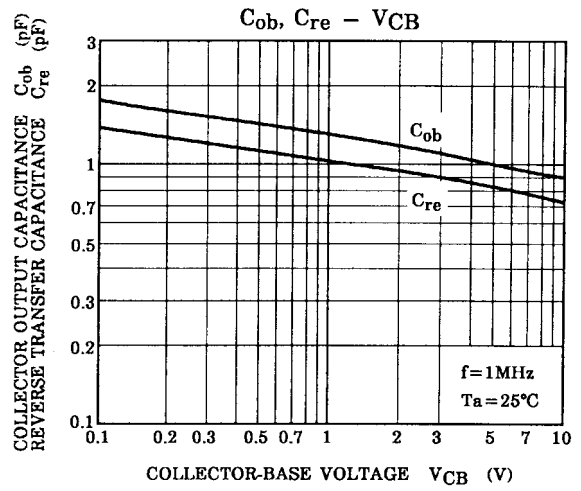
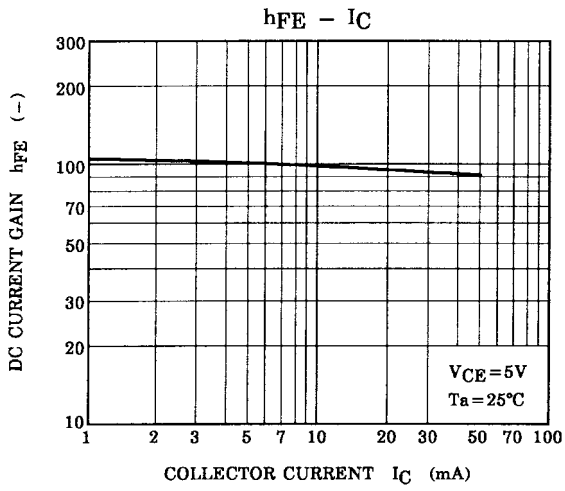
Characteristics	Symbol	Test Condition	Min	Typ.	Max	Unit
Collector cut-off current	I _{CBO}	V _{CB} = 10 V, I _E = 0	—	—	0.1	μA
Emitter cut-off current	I _{EBO}	V _{EB} = 1 V, I _C = 0	—	—	0.1	μA
DC current gain	h _{FE} (Note 1)	V _{CE} = 5 V, I _C = 5 mA	80	—	240	
Transition frequency	f _T	V _{CE} = 5 V, I _C = 5 mA	4	6	—	GHz
Insertion gain	S _{21e} ²	V _{CE} = 5 V, I _C = 5 mA, f = 1 GHz	7	11	—	dB
Output capacitance	C _{ob}	V _{CB} = 5 V, I _E = 0, f = 1 MHz (Note 2)	—	0.7	—	pF
Reverse transfer capacitance	C _{re}		—	0.5	0.9	pF
Collector-base time constant	C _{c.rbb'}	V _{CB} = 5 V, I _C = 3 mA, f = 30 MHz	—	5.5	10	ps

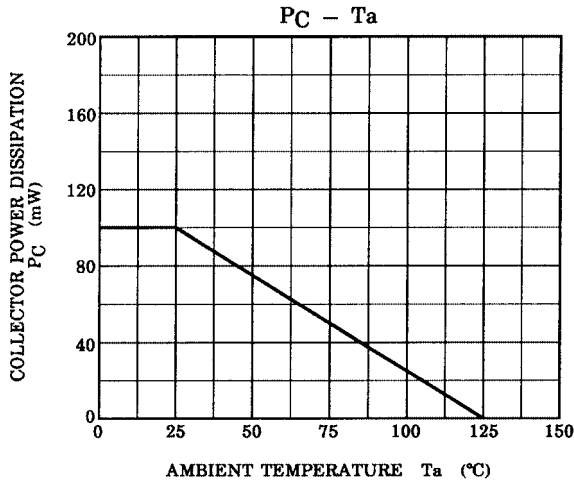
Note 1: h_{FE} classification O: 80~160, Y: 120~240

Note 2: C_{re} is measured by 3 terminal method with capacitance bridge.

Marking





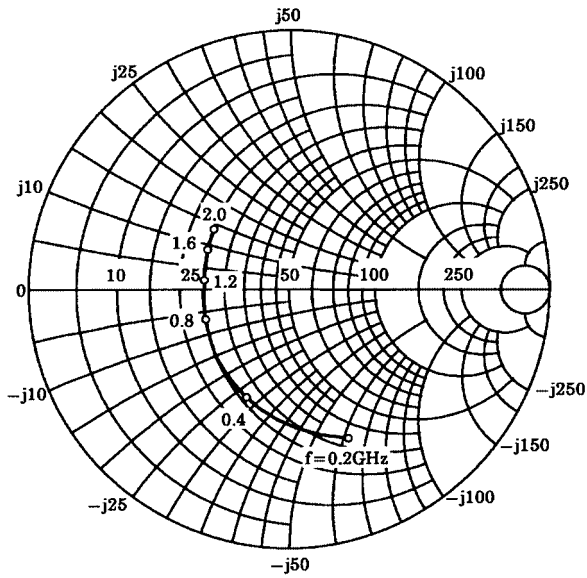


S-Parameter $Z_0 = 50 \Omega$, $T_a = 25^\circ\text{C}$

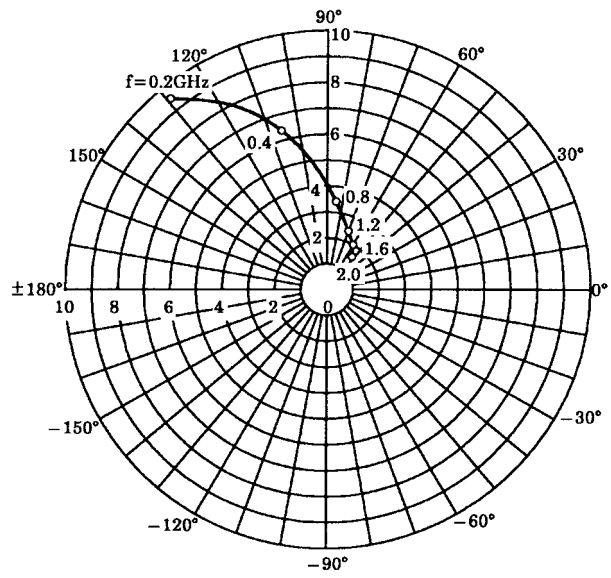
$V_{CE} = 5 \text{ V}$, $I_C = 5 \text{ mA}$

Frequency (MHz)	S11		S21		S12		S22	
	Mag.	Ang.	Mag.	Ang.	Mag.	Ang.	Mag.	Ang.
200	0.631	-67.7	9.526	129.8	0.062	55.9	0.687	-38.7
400	0.441	-111.7	6.393	106.3	0.084	49.5	0.459	-48.5
600	0.363	-139.8	4.611	93.6	0.100	50.6	0.360	-50.6
800	0.338	-159.8	3.599	84.6	0.117	52.9	0.312	-51.1
1000	0.331	-175.0	2.990	77.5	0.134	55.1	0.286	-51.6
1200	0.337	171.9	2.556	71.2	0.152	57.2	0.271	-53.0
1400	0.344	161.7	2.252	65.3	0.174	58.6	0.265	-55.7
1600	0.359	152.1	2.011	60.3	0.196	58.5	0.259	-59.5
1800	0.373	144.6	1.845	55.4	0.217	57.9	0.254	-63.6
2000	0.391	138.5	1.691	50.8	0.238	58.3	0.249	-68.8

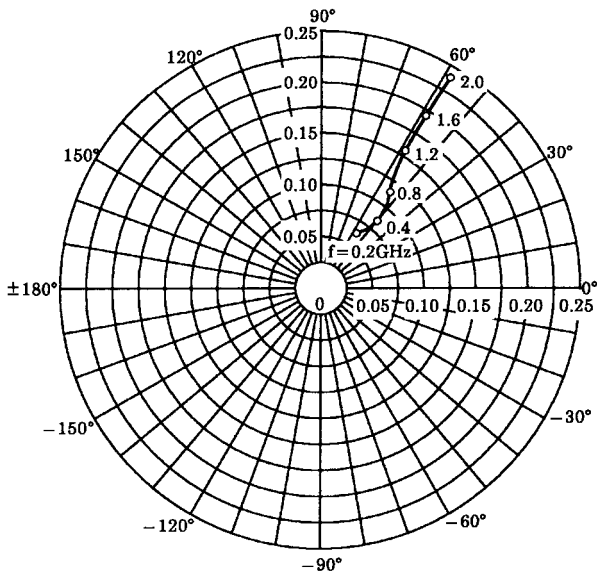
S11e
 VCE=5V
 IC=5mA
 Ta=25°C
 (UNIT : Ω)



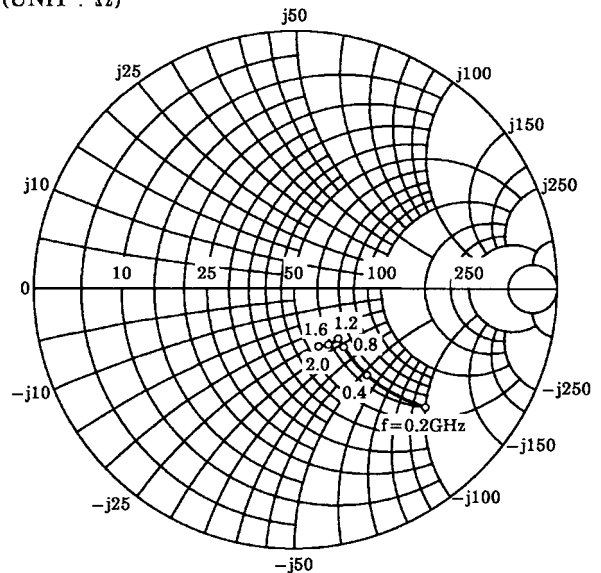
S21e
 VCE=5V
 IC=5mA
 Ta=25°C



S12e
 VCE=5V
 IC=5mA
 Ta=25°C



S22e
 VCE=5V
 IC=5mA
 Ta=25°C
 (UNIT : Ω)



RESTRICTIONS ON PRODUCT USE

000707EAA

- TOSHIBA is continually working to improve the quality and reliability of its products. Nevertheless, semiconductor devices in general can malfunction or fail due to their inherent electrical sensitivity and vulnerability to physical stress. It is the responsibility of the buyer, when utilizing TOSHIBA products, to comply with the standards of safety in making a safe design for the entire system, and to avoid situations in which a malfunction or failure of such TOSHIBA products could cause loss of human life, bodily injury or damage to property.
In developing your designs, please ensure that TOSHIBA products are used within specified operating ranges as set forth in the most recent TOSHIBA products specifications. Also, please keep in mind the precautions and conditions set forth in the "Handling Guide for Semiconductor Devices," or "TOSHIBA Semiconductor Reliability Handbook" etc..
- The TOSHIBA products listed in this document are intended for usage in general electronics applications (computer, personal equipment, office equipment, measuring equipment, industrial robotics, domestic appliances, etc.). These TOSHIBA products are neither intended nor warranted for usage in equipment that requires extraordinarily high quality and/or reliability or a malfunction or failure of which may cause loss of human life or bodily injury ("Unintended Usage"). Unintended Usage include atomic energy control instruments, airplane or spaceship instruments, transportation instruments, traffic signal instruments, combustion control instruments, medical instruments, all types of safety devices, etc.. Unintended Usage of TOSHIBA products listed in this document shall be made at the customer's own risk.
- The information contained herein is presented only as a guide for the applications of our products. No responsibility is assumed by TOSHIBA CORPORATION for any infringements of intellectual property or other rights of the third parties which may result from its use. No license is granted by implication or otherwise under any intellectual property or other rights of TOSHIBA CORPORATION or others.
- The information contained herein is subject to change without notice.