

2SK0601 (2SK601)

Silicon N-channel MOSFET

For switching

■ Features

- Low on-resistance $R_{DS(on)}$
- High-speed switching
- Allowing to be driven directly by CMOS and TTL
- Mini-power type package, allowing downsizing of the sets and automatic insertion through the tape/magazine packing.

■ Absolute Maximum Ratings $T_a = 25^\circ\text{C}$

Parameter	Symbol	Rating	Unit
Drain to source voltage	V_{DS}	80	V
Gate to source voltage	V_{GSO}	20	V
Drain current	I_D	± 0.5	A
Max drain current	I_{DP}	± 1	A
Allowable power dissipation *	P_D	1	W
Channel temperature	T_{ch}	150	$^\circ\text{C}$
Storage temperature	T_{stg}	-55 to +150	$^\circ\text{C}$

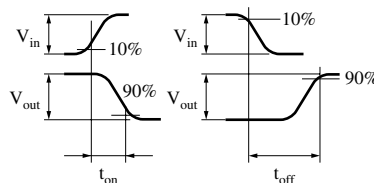
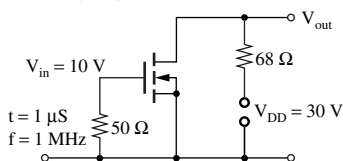
Note) *: PC board: Copper foil of the drain portion should have a area of 1 cm² or more and the board thickness should be 1.7 mm.

■ Electrical Characteristics $T_a = 25^\circ\text{C}$

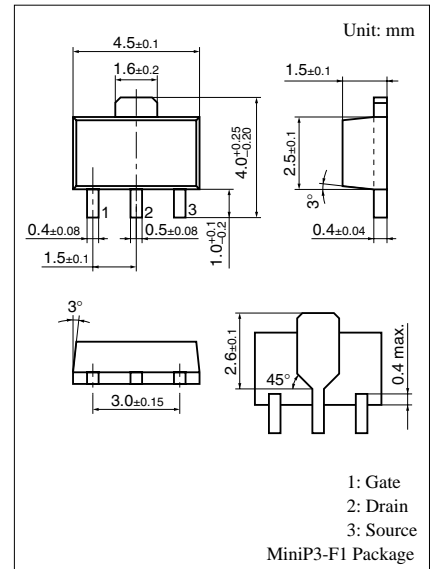
Parameter	Symbol	Conditions	Min	Typ	Max	Unit
Drain to source cut-off current	I_{DSS}	$V_{DS} = 60\text{ V}, V_{GS} = 0$			10	μA
Gate to source leakage current	I_{GSS}	$V_{GS} = 20\text{ V}, V_{DS} = 0$			0.1	μA
Drain to source breakdown voltage	V_{DSS}	$I_D = 100\ \mu\text{A}, V_{GS} = 0$	80			V
Gate threshold voltage	V_{th}	$I_D = 1\ \text{mA}, V_{DS} = V_{GS}$	1.5		3.5	V
Drain to source on-resistance *1	$R_{DS(on)}$	$I_D = 0.5\ \text{A}, V_{GS} = 10\ \text{V}$		2	4	Ω
Forward transfer admittance	$ Y_{fs} $	$I_D = 0.2\ \text{A}, V_{DS} = 15\ \text{V}, f = 1\ \text{kHz}$		300		mS
Input capacitance (common source)	C_{iss}	$V_{DS} = 10\ \text{V}, V_{GS} = 0, f = 1\ \text{MHz}$		45		pF
Output capacitance (common source)	C_{oss}			30		pF
Reverse transfer capacitance (common source)	C_{rss}			8		pF
Turn-on time *2	t_{on}			15		ns
Turn-off time *2	t_{off}			20		ns

Note) *1: Pulse measurement

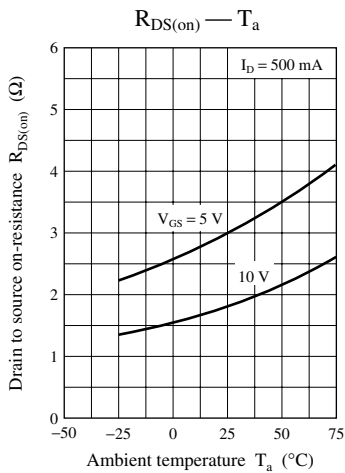
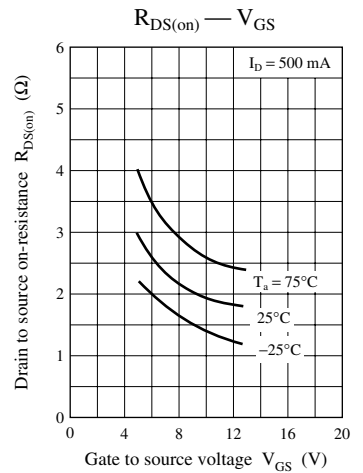
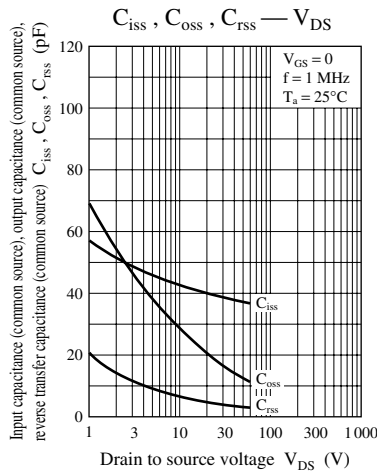
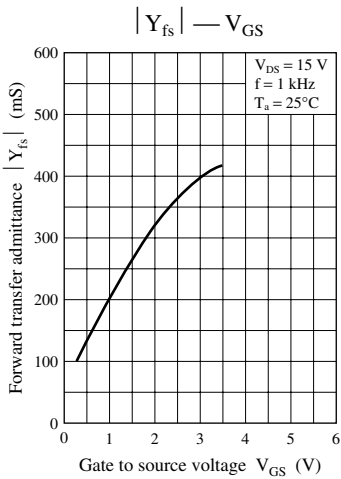
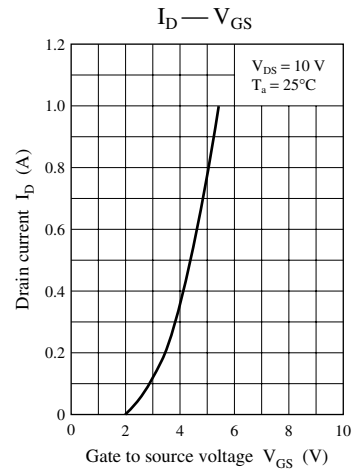
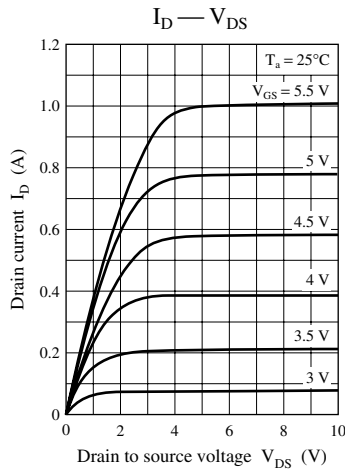
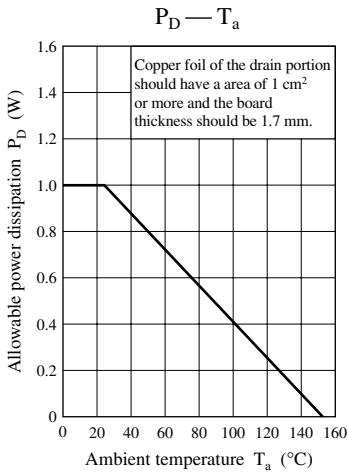
*2: t_{on}, t_{off} measurement circuit



Note) The part number in the parenthesis shows conventional part number.



Marking Symbol: O



Request for your special attention and precautions in using the technical information and semiconductors described in this material

- (1) An export permit needs to be obtained from the competent authorities of the Japanese Government if any of the products or technologies described in this material and controlled under the "Foreign Exchange and Foreign Trade Law" is to be exported or taken out of Japan.
- (2) The technical information described in this material is limited to showing representative characteristics and applied circuits examples of the products. It neither warrants non-infringement of intellectual property right or any other rights owned by our company or a third party, nor grants any license.
- (3) We are not liable for the infringement of rights owned by a third party arising out of the use of the product or technologies as described in this material.
- (4) The products described in this material are intended to be used for standard applications or general electronic equipment (such as office equipment, communications equipment, measuring instruments and household appliances).
Consult our sales staff in advance for information on the following applications:
 - Special applications (such as for airplanes, aerospace, automobiles, traffic control equipment, combustion equipment, life support systems and safety devices) in which exceptional quality and reliability are required, or if the failure or malfunction of the products may directly jeopardize life or harm the human body.
 - Any applications other than the standard applications intended.
- (5) The products and product specifications described in this material are subject to change without notice for modification and/or improvement. At the final stage of your design, purchasing, or use of the products, therefore, ask for the most up-to-date Product Standards in advance to make sure that the latest specifications satisfy your requirements.
- (6) When designing your equipment, comply with the guaranteed values, in particular those of maximum rating, the range of operating power supply voltage, and heat radiation characteristics. Otherwise, we will not be liable for any defect which may arise later in your equipment.
Even when the products are used within the guaranteed values, take into the consideration of incidence of break down and failure mode, possible to occur to semiconductor products. Measures on the systems such as redundant design, arresting the spread of fire or preventing glitch are recommended in order to prevent physical injury, fire, social damages, for example, by using the products.
- (7) When using products for which damp-proof packing is required, observe the conditions (including shelf life and amount of time let standing of unsealed items) agreed upon when specification sheets are individually exchanged.
- (8) This material may be not reprinted or reproduced whether wholly or partially, without the prior written permission of Matsushita Electric Industrial Co., Ltd.