

---

# 2SK2935

Silicon N Channel MOS FET  
High Speed Power Switching

# HITACHI

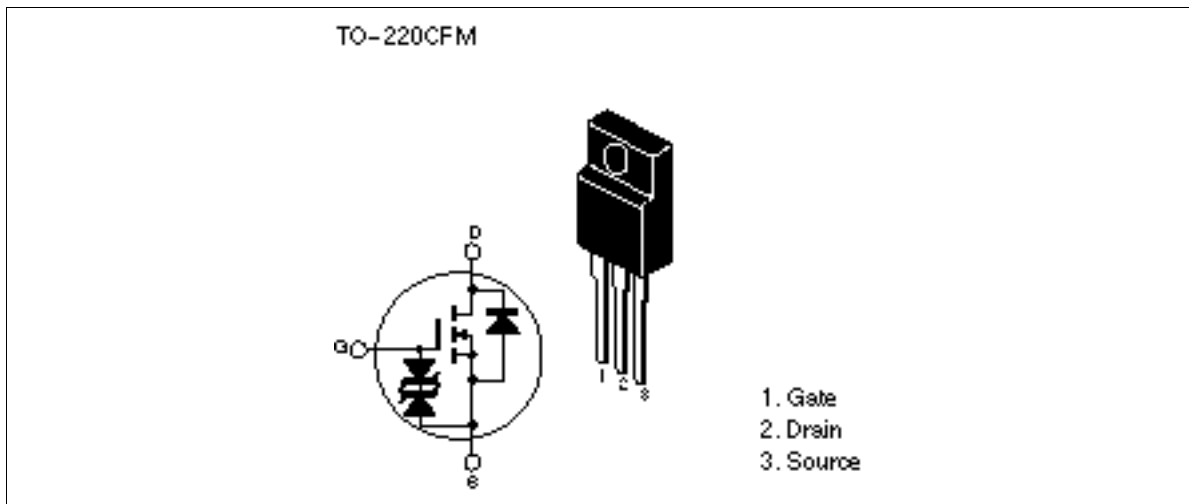
ADE-208-558  
Target Specification 1st. Edition

---

## Features

- Low on-resistance  
 $R_{DS} = 0.020 \Omega$  typ.
- High speed switching
- 4V gate drive device can be driven from 5V source

## Outline



---

## 2SK2935

---

### Absolute Maximum Ratings (Ta = 25°C)

Item	Symbol	Ratings	Unit
Drain to source voltage	V <sub>DSS</sub>	60	V
Gate to source voltage	V <sub>GSS</sub>	±20	V
Drain current	I <sub>D</sub>	35	A
Drain peak current	I <sub>D(pulse)</sub> * <sup>1</sup>	140	A
Body to drain diode reverse drain current	I <sub>DR</sub>	35	A
Avalanche current	I <sub>AP</sub> * <sup>3</sup>	35	A
Avalanche energy	E <sub>AR</sub> * <sup>3</sup>	105	mJ
Channel dissipation	P <sub>ch</sub> * <sup>2</sup>	30	W
Channel temperature	T <sub>ch</sub>	150	°C
Storage temperature	T <sub>stg</sub>	-55 to +150	°C

Notes: 1. PW ≤ 10μs, duty cycle ≤ 1 %

2. Value at T<sub>c</sub> = 25°C

3. Value at T<sub>ch</sub> = 25°C, R<sub>g</sub> = 50Ω

## Electrical Characteristics (Ta = 25°C)

Item	Symbol	Min	Typ	Max	Unit	Test Conditions
Drain to source breakdown voltage	$V_{(BR)DSS}$	60	—	—	V	$I_D = 10\text{mA}$ , $V_{GS} = 0$
Gate to source breakdown voltage	$V_{(BR)GSS}$	$\pm 20$	—	—	V	$I_G = \pm 100\mu\text{A}$ , $V_{DS} = 0$
Gate to source leak current	$I_{GSS}$	—	—	$\pm 10$	$\mu\text{A}$	$V_{GS} = \pm 16\text{V}$ , $V_{DS} = 0$
Zero gate voltage drain current	$I_{DSS}$	—	—	10	$\mu\text{A}$	$V_{DS} = 60\text{V}$ , $V_{GS} = 0$
Gate to source cutoff voltage	$V_{GS(off)}$	1.5	—	2.5	V	$I_D = 1\text{mA}$ , $V_{DS} = 10\text{V}$
Static drain to source on state resistance	$R_{DS(on)}$	—	0.020	0.026	$\Omega$	$I_D = 15\text{A}$ , $V_{GS} = 10\text{V}^{*1}$
	$R_{DS(on)}$	—	0.032	0.050	$\Omega$	$I_D = 15\text{A}$ , $V_{GS} = 4\text{V}^{*1}$
Forward transfer admittance	$ y_{fs} $	14	23	—	S	$I_D = 15\text{A}$ , $V_{DS} = 10\text{V}^{*1}$
Input capacitance	$C_{iss}$	—	1100	—	pF	$V_{DS} = 10\text{V}$
Output capacitance	$C_{oss}$	—	540	—	pF	$V_{GS} = 0$
Reverse transfer capacitance	$C_{rss}$	—	200	—	pF	$f = 1\text{MHz}$
Turn-on delay time	$t_{d(on)}$	—	15	—	ns	$I_D = 15\text{A}$ , $V_{GS} = 10\text{V}$
Rise time	$t_r$	—	180	—	ns	$R_L = 2\Omega$
Turn-off delay time	$t_{d(off)}$	—	175	—	ns	
Fall time	$t_f$	—	195	—	ns	
Body to drain diode forward voltage	$V_{DF}$	—	0.95	—	V	$I_F = 35\text{A}$ , $V_{GS} = 0$
Body to drain diode reverse recovery time	$t_{rr}$	—	40	—	ns	$I_F = 35\text{A}$ , $V_{GS} = 0$ $di_F/dt = 50\text{A}/\mu\text{s}$

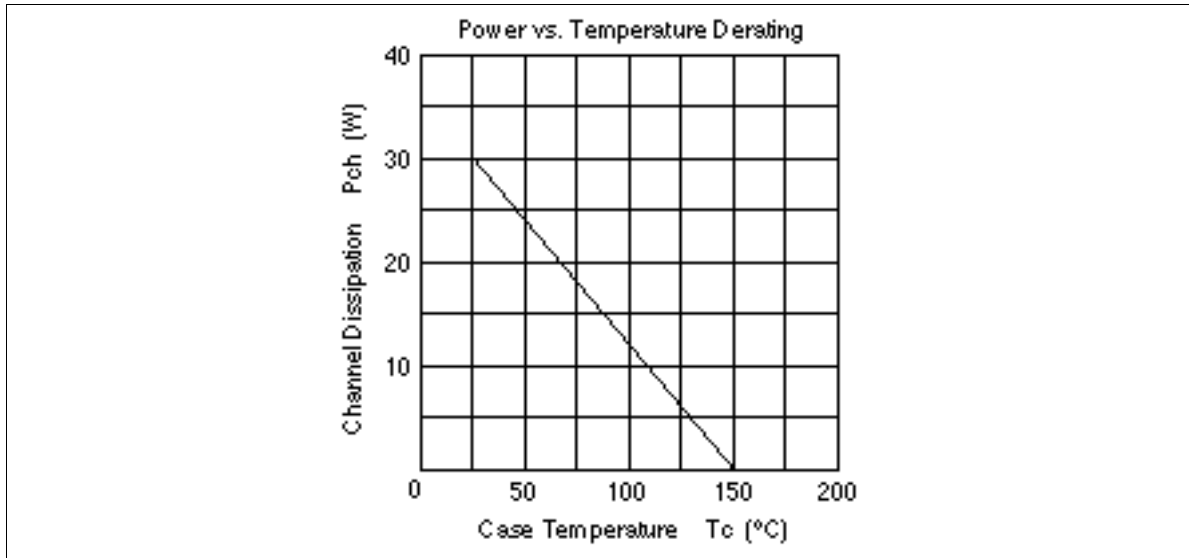
Note: 1. Pulse test

---

## 2SK2935

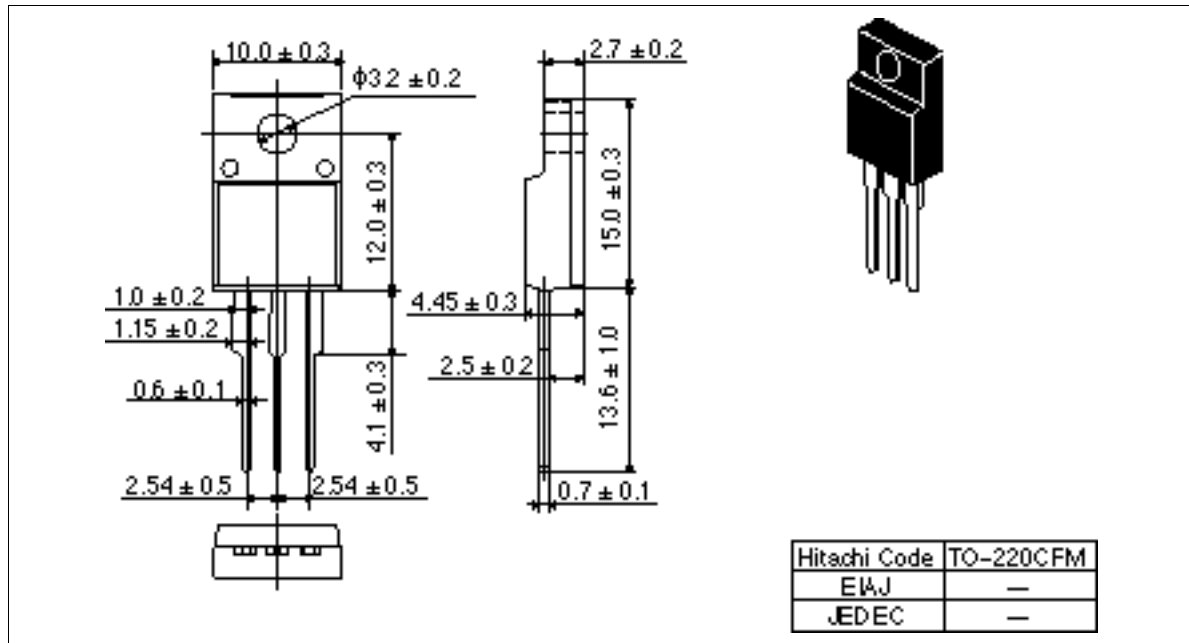
---

### Main Characteristics



Package Dimentions

Unit: mm



---

## 2SK2935

---

When using this document, keep the following in mind:

1. This document may, wholly or partially, be subject to change without notice.
2. All rights are reserved: No one is permitted to reproduce or duplicate, in any form, the whole or part of this document without Hitachi's permission.
3. Hitachi will not be held responsible for any damage to the user that may result from accidents or any other reasons during operation of the user's unit according to this document.
4. Circuitry and other examples described herein are meant merely to indicate the characteristics and performance of Hitachi's semiconductor products. Hitachi assumes no responsibility for any intellectual property claims or other problems that may result from applications based on the examples described herein.
5. No license is granted by implication or otherwise under any patents or other rights of any third party or Hitachi, Ltd.
6. **MEDICAL APPLICATIONS:** Hitachi's products are not authorized for use in **MEDICAL APPLICATIONS** without the written consent of the appropriate officer of Hitachi's sales company. Such use includes, but is not limited to, use in life support systems. Buyers of Hitachi's products are requested to notify the relevant Hitachi sales offices when planning to use the products in **MEDICAL APPLICATIONS**.

---

---

# HITACHI

## Hitachi, Ltd.

Semiconductor & IC Div.  
Nippon Bldg, 2-5-2, Ohta-machi, Chiyoda-ku, Tokyo 100, Japan  
Tel Tokyo (03) 3270-2111  
Fax (03) 3270-5109

For further information write to:

Hitachi America, Ltd.  
Semiconductor & IC Div.  
2000 Sierra Point Parkway  
Brisbane, CA, 94005-1835  
U.S.A.  
Tel 415-589-8300  
Fax 415-589-4207

Hitachi Europe GmbH  
Electronic Components Group  
Continental Europe  
Danneberg Straße 3  
D-85622 Feldkirchen  
München  
Tel 089-9 24 80-0  
Fax 089-9 29 30 00

Hitachi Europe Ltd.  
Electronic Components Div.  
Northern Europe Headquarters  
Whitebrook Park  
Lower Cookham Road  
Maidenhead  
Berkshire SL6 3YX  
United Kingdom  
Tel 0628-585000  
Fax 0628-778322

Hitachi Asia Pte. Ltd.  
15 Collyer Quay #20-00  
Hitachi Tower  
Singapore 0104  
Tel 535-2100  
Fax 535-1533

Hitachi Asia (Hong Kong) Ltd.  
Unit 705, North Tower,  
World Finance Centre  
Harbour City, Canton Road  
Tsim Sha Tsui, Kowloon  
Hong Kong  
Tel 27359218  
Fax 27308074

**HITACHI**