

SANYO	No. 4902	3SK265 N-Channel MOS Silicon FET VHF, CATV Tuner, High-Frequency Amp Applications
--------------	----------	---

Features

- Enhancement type.
- Easy AGC (Cut off at $V_{G2S}=0V$).
- Small noise figure.
- High power gain.
- Ideally suited for RF amp of CATV wide-band tuners.

Absolute Maximum Ratings at $T_a = 25^\circ C$

			unit
Drain-to-Source Voltage	V_{DS}	15	V
Gate1-to-Source Voltage	V_{G1S}	± 8	V
Gate2-to-Source Voltage	V_{G2S}	± 8	V
Drain Current	I_D	30	mA
Allowable Power Dissipation	P_D	200	mW
Channel Temperature	T_{ch}	125	$^\circ C$
Storage Temperature	T_{stg}	-55 to +125	$^\circ C$

Electrical Characteristics at $T_a = 25^\circ C$

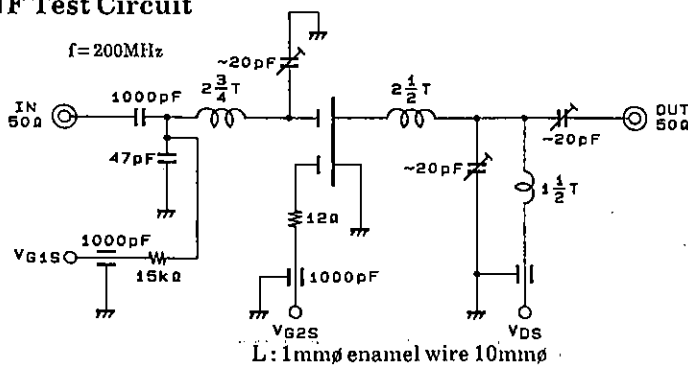
			min	typ	max	unit
Drain-to-Source Voltage	V_{DS}	$V_{G1S}=0V, V_{G2S}=0V, I_{DS}=100\mu A$	15			V
Gate1-to-Source Cutoff Voltage	$V_{G1S(off)}$	$V_{DS}=6V, V_{G2S}=4V, I_D=100\mu A$	0	0.7	1.3	V
Gate2-to-Source Cutoff Voltage	$V_{G2S(off)}$	$V_{DS}=6V, V_{G1S}=3V, I_D=100\mu A$	0.1	0.9	1.6	V
Gate1 Cutoff Current	I_{G1SS}	$V_{G1S} = \pm 6V, V_{G2S} = V_{DS} = 0V$			± 50	nA
Gate2 Cutoff Current	I_{G2SS}	$V_{G2S} = \pm 6V, V_{G1S} = V_{DS} = 0V$			± 50	nA
Drain Current	I_{DSX}	$V_{DS}=6V, V_{G1S}=1.2V, V_{G2S}=4V$	5.0*		24.0*	mA
Forward Transfer Admittance	$ Y_{fs} $	$V_{DS}=6V, I_D=10mA, V_{G2S}=4V, f=1kHz$		22		mS
Input Capacitance	C_{iss}	$V_{DS}=6V, V_{G1S}=0V$		4.0		pF
Reverse Transfer Capacitance	C_{rss}	$V_{G2S}=4V, f=1MHz$		0.015	0.03	pF
Power Gain	PG	$V_{DS}=6V, I_D=10mA$	23	26		dB
Noise Figure	NF	$V_{G2S}=4V, f=200MHz$		1.1	2.2	dB

*: The 3SK265 is classified by I_{DSX} as follows: (unit: mA)

5.0	5	12.0	10.0	6	24.0
-----	---	------	------	---	------

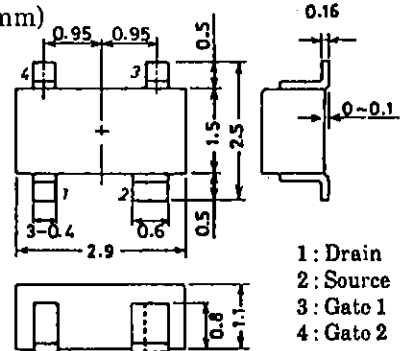
Marking: TJ
 I_{DSX} rank: 5, 6

PG, NF Test Circuit



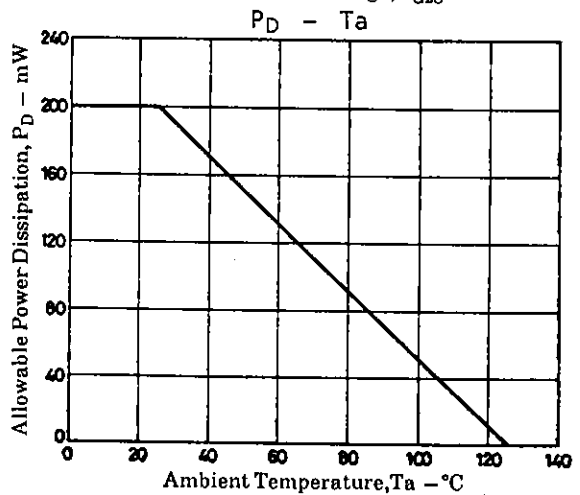
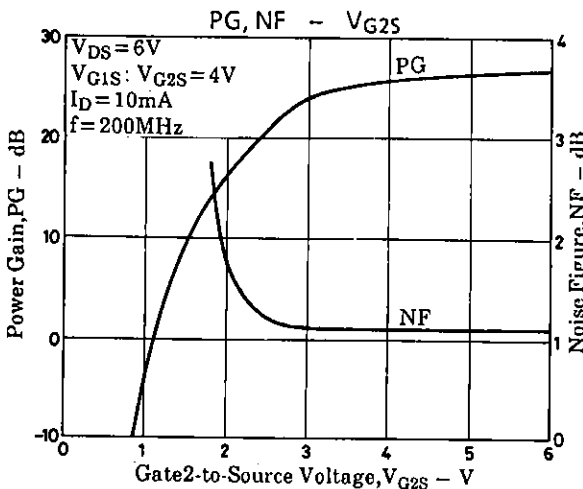
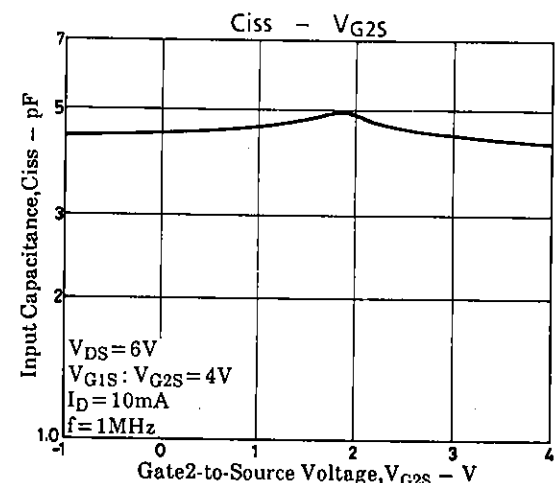
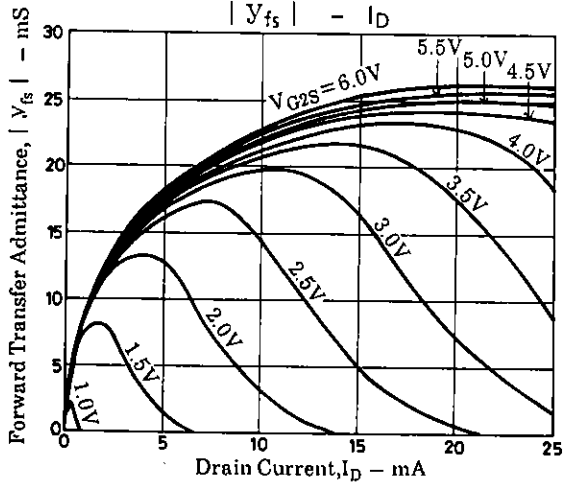
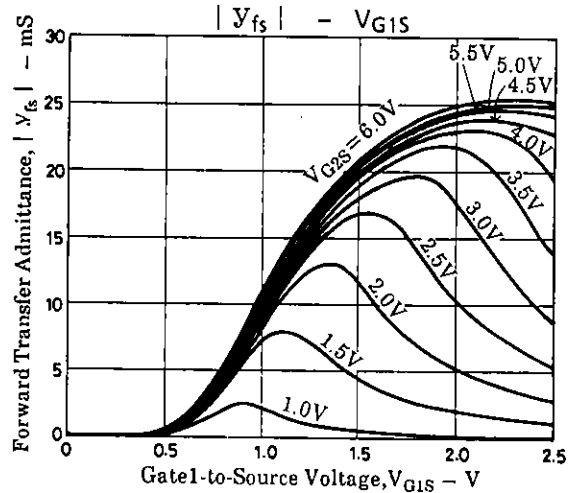
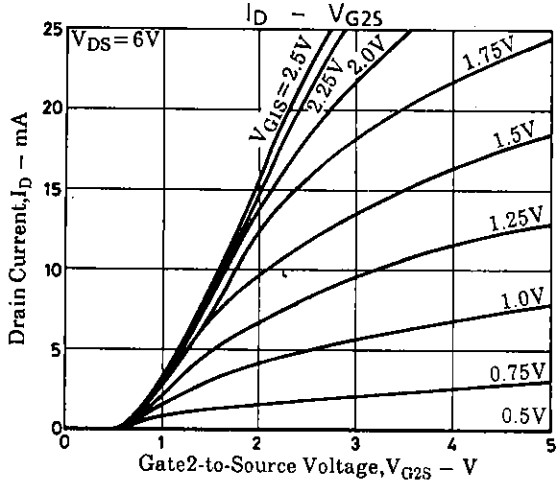
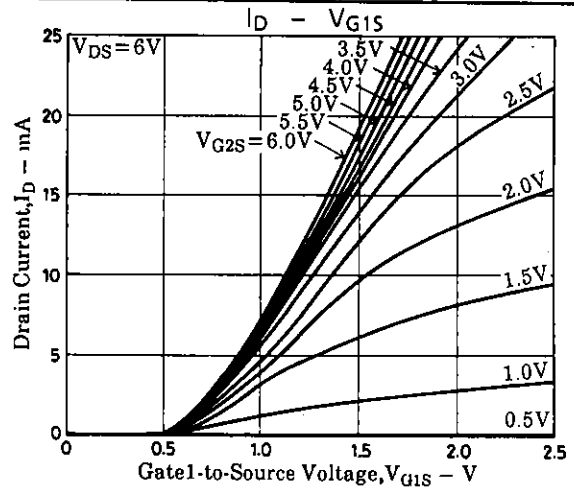
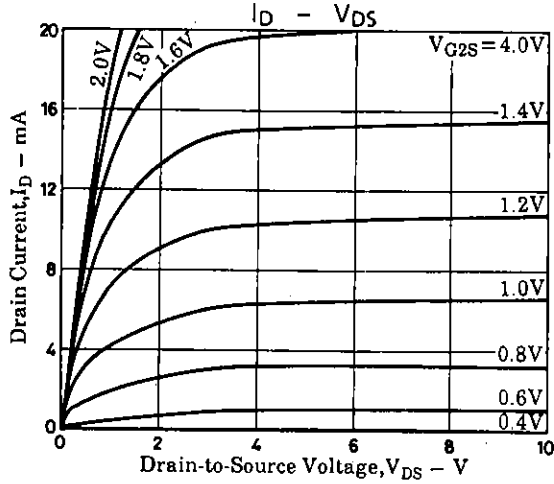
Package Dimensions 2096A

(unit: mm)



SANYO: CP4

SANYO Electric Co., Ltd. Semiconductor Business Headquarters
 TOKYO OFFICE Tokyo Bldg., 1-10, 1 Chome, Ueno, Taito-ku, TOKYO, 110 JAPAN



- No products described or contained herein are intended for use in surgical implants, life-support systems, aerospace equipment, nuclear power control systems, vehicles, disaster/crime-prevention equipment and the like, the failure of which may directly or indirectly cause injury, death or property loss.
- Anyone purchasing any products described or contained herein for an above-mentioned use shall:
 - ① Accept full responsibility and indemnify and defend SANYO ELECTRIC CO., LTD., its affiliates, subsidiaries and distributors and all their officers and employees, jointly and severally, against any and all claims and litigation and all damages, cost and expenses associated with such use:
 - ② Not impose any responsibility for any fault or negligence which may be cited in any such claim or litigation on SANYO ELECTRIC CO., LTD., its affiliates, subsidiaries and distributors or any of their officers and employees jointly or severally.
- Information (including circuit diagrams and circuit parameters) herein is for example only; it is not guaranteed for volume production. SANYO believes information herein is accurate and reliable, but no guarantees are made or implied regarding its use or any infringements of intellectual property rights or other rights of third parties.