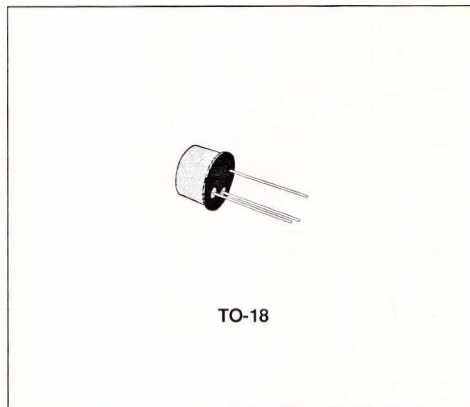


HIGH VOLTAGE AMPLIFIER

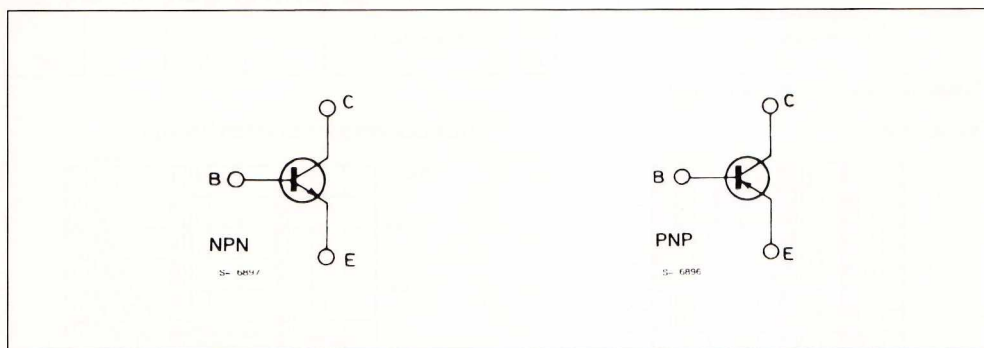
DESCRIPTION

The BC394 is a silicon planar epitaxial NPN transistor in Jedec TO-18 metal case, designed for general purpose high-voltage and video amplifier applications.

The complementary PNP type is the BC393.



INTERNAL SCHEMATIC DIAGRAM



ABSOLUTE MAXIMUM RATINGS

Symbol	Parameter	Value	Unit
V_{CBO}	Collector-base Voltage ($I_E = 0$)	180	V
V_{CEO}	Collector-emitter Voltage ($I_B = 0$)	180	V
V_{EBO}	Emitter-base Voltage ($I_C = 0$)	6	V
I_C	Collector Current	100	mA
P_{tot}	Total Power Dissipation at $T_{amb} \leq 25\text{ }^\circ\text{C}$ at $T_{case} \leq 25\text{ }^\circ\text{C}$	0.4	W
		1.4	W
T_{stg}	Storage Temperature	- 55 to 200	$^\circ\text{C}$
T_j	Junction Temperature	200	$^\circ\text{C}$

THERMAL DATA

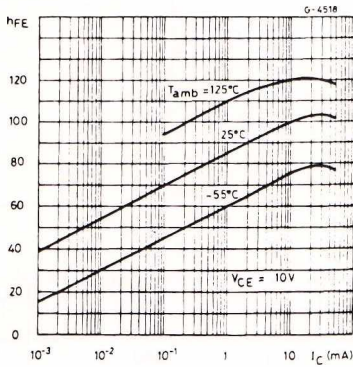
$R_{th\ j-case}$	Thermal Resistance Junction-case	Max	125	$^{\circ}C/W$
$R_{th\ j-amb}$	Thermal Resistance Junction-ambient	Max	440	$^{\circ}C/W$

ELECTRICAL CHARACTERISTICS ($T_{amb} = 25\ ^{\circ}C$ unless otherwise specified)

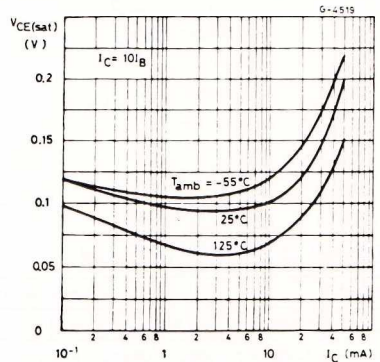
Symbol	Parameter	Test Conditions	Min.	Typ.	Max.	Unit
I_{CBO}	Collector Cutoff Current ($I_E = 0$)	$V_{CB} = 100\ V$ $V_{CB} = 100\ V$ $T_{amb} = 150\ ^{\circ}C$			50 50	nA μA
$V_{(BR)\ CBO}$	Collector-base Breakdown Voltage ($I_E = 0$)	$I_C = 100\ \mu A$	180			V
$V_{(BR)\ CEO}^*$	Collector-emitter Breakdown Voltage ($I_B = 0$)	$I_C = 10\ mA$	180			V
$V_{(BR)\ EBO}$	Emitter-base Breakdown Voltage ($I_C = 0$)	$I_E = 100\ \mu A$	6			V
$V_{CE(sat)}^*$	Collector-emitter Saturation Voltage	$I_C = 10\ mA$ $I_B = 1\ mA$ $I_C = 50\ mA$ $I_B = 5\ mA$		200 400	300	mV mV
$V_{BE(sat)}^*$	Base-emitter Saturation Voltage	$I_C = 10\ mA$ $I_B = 1\ mA$ $I_C = 50\ mA$ $I_B = 5\ mA$		750 850	900	mV mV
h_{FE}^*	DC Current Gain	$I_C = 1\ mA$ $V_{CE} = 10\ V$ $I_C = 10\ mA$ $V_{CE} = 10\ V$	30	85 100		
f_T	Transition frequency	$I_C = 10\ mA$ $V_{CE} = 10\ V$	50	95		MHz
C_{CBO}	Collector-base Capacitance	$I_E = 0$ $V_{CB} = 10\ V$ $f = 1\ MHz$		5		pF

* Pulsed : pulse duration = 300 μs , duty cycle = 1 %.

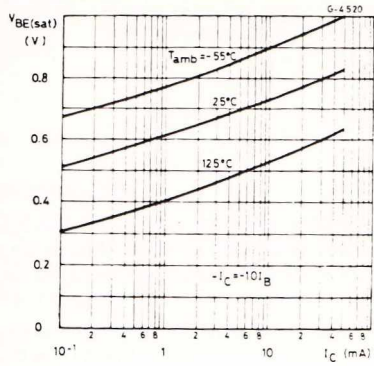
DC Current.



Collector-emitter Saturation Voltage.



Base-emitter Saturation Voltage.



Transition Frequency.

