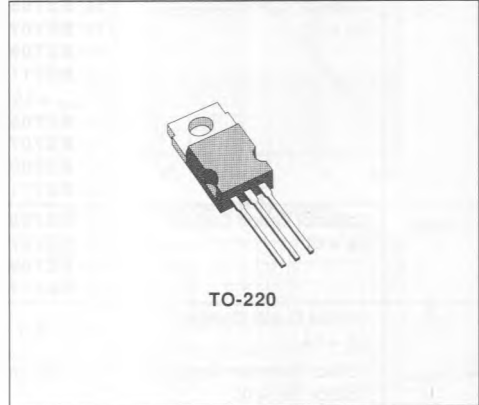



POWER LINEAR AND SWITCHING APPLICATIONS

DESCRIPTION

The BD705, BD707, BD709 and BD711 are silicon epitaxial-base NPN power transistors in Jedec TO-220 plastic package intended for use in power linear and switching applications. The complementary PNP types are the BD706, BD708, BD710 and BD712 respectively.



INTERNAL SCHEMATIC DIAGRAMS



ABSOLUTE MAXIMUM RATINGS

Symbol	Parameter	NPN PNP*	Value				Unit
			BD705 BD706	BD707 BD708	BD709 BD710	BD711 BD712	
V_{CBO}	Collector-emitter Voltage ($I_E = 0$)		45	60	80	100	V
V_{CES}	Collector-emitter Voltage ($V_{BE} = 0$)		45	60	80	100	V
V_{CEO}	Collector-emitter Voltage ($I_B = 0$)		45	60	80	100	V
V_{EBO}	Emitter-base Voltage ($I_C = 0$)		5				V
I_C	Collector Current		12				A
I_B	Base Current		5				A
P_{tot}	Total Power Dissipation at $T_{case} \leq 25^\circ C$		75				W
T_{stg}	Storage Temperature		- 65 to 150				$^\circ C$
T_J	Junction Temperature		150				$^\circ C$

* For PNP types voltage and current values are negative.

THERMAL DATA

$R_{th(j-case)}$	Thermal Resistance Junction-case	Max	1.67	°C/W
$R_{th(j-amb)}$	Thermal Resistance Junction-ambient	Max	70	°C/W


ELECTRICAL CHARACTERISTICS ($T_{case} = 25\text{ °C}$ unless otherwise specified)

Symbol	Parameter	Test Conditions		Min.	Typ.	Max.	Unit
I_{CBO}	Collector Cutoff Current ($I_E = 0$)	for BD705/706 $V_{CB} = 45\text{ V}$ for BD707/708 $V_{CB} = 60\text{ V}$ for BD709/710 $V_{CB} = 80\text{ V}$ for BD711/712 $V_{CB} = 100\text{ V}$ $T_{case} = 150\text{ °C}$ for BD705/706 $V_{CB} = 45\text{ V}$ for BD707/708 $V_{CB} = 60\text{ V}$ for BD709/710 $V_{CB} = 80\text{ V}$ for BD711/712 $V_{CB} = 100\text{ V}$				100 100 100 100 1 1 1 1	μA μA μA μA mA mA mA mA
I_{CEO}	Collector Cutoff Current ($I_B = 0$)	for BD705/706 $V_{CE} = 22\text{ V}$ for BD707/708 $V_{CE} = 30\text{ V}$ for BD709/710 $V_{CE} = 40\text{ V}$ for BD711/712 $V_{CE} = 50\text{ V}$				1 1 1 1	mA mA mA mA
I_{EBO}	Emitter Cutoff Current ($I_C = 0$)	$V_{EB} = 5\text{ V}$				1	mA
$V_{CEO(sus)}^*$	Collector-emitter Sustaining Voltage ($I_B = 0$)	$I_C = 100\text{ mA}$	for BD705/706 for BD707/708 for BD709/710 for BD711/712	45 60 80 100			V V V V
$V_{CE(sat)}^*$	Collector-emitter Saturation Voltage	$I_C = 4\text{ A}$	$I_B = 0.4\text{ A}$			1	V
V_{CEK}^*	Knee Voltage	$I_C = 3\text{ A}$	$I_B = **$			0.4	V
V_{BE}^*	Base-emitter Voltage	$I_C = 4\text{ A}$	$V_{GE} = 4\text{ V}$			1.5	V
h_{FE}^*	DC Current Gain	$I_C = 0.5\text{ A}$ $I_C = 2\text{ A}$ $I_C = 4\text{ A}$ $I_C = 10\text{ A}$	$V_{CE} = 2\text{ V}$ $V_{CE} = 2\text{ V}$ for BD705/706 for BD707/708 for BD709/710 $V_{CE} = 4\text{ V}$ for BD705/706 for BD707/708 for BD709/710 for BD711/712 $V_{CE} = 4\text{ V}$ for BD705/706 for BD707/708 for BD709/710 for BD711/712	40 30 30 30 20 15 15 15 5 5 8 8	120 30 10 10 8 8	400 150 150 150 150	
f_T	Transition Frequency	$I_C = 300\text{ mA}$	$V_{CE} = 3\text{ V}$	3			MHz

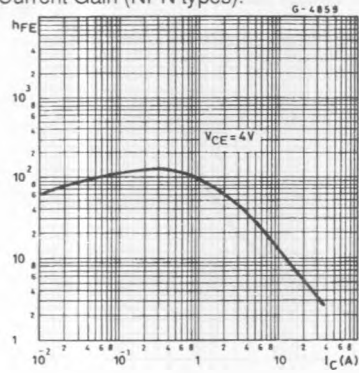
* Pulsed : pulse duration = 300 μs , duty cycle = 1.5 %.** Value for which $I_C = 3.3\text{ A}$ at $V_{CE} = 2\text{ V}$.

For PNP types voltage and current values are negative.

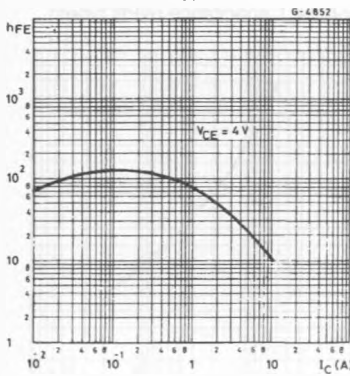
Safe Operating Areas.



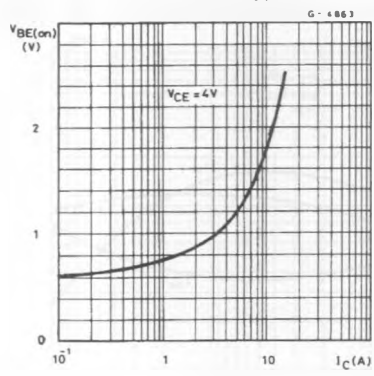
DC Current Gain (NPN types).



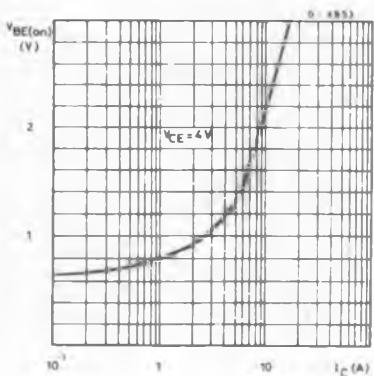
DC Current Gain (PNP types).



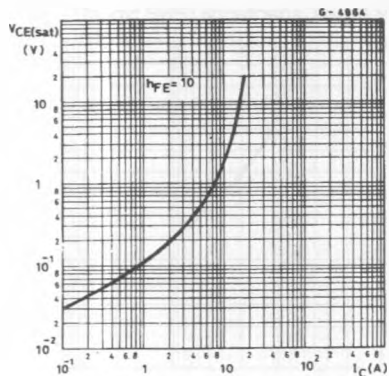
DC Transconductance (NPN types).



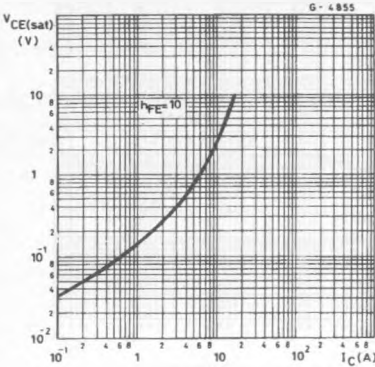
DC Transconductance (PNP types).



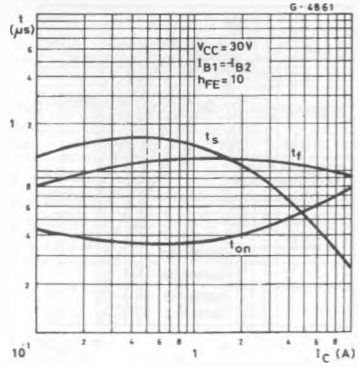
Collector-emitter Saturation Voltage (NPN types).



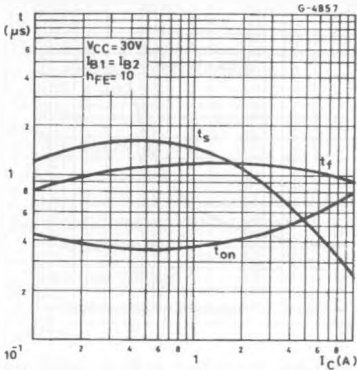
Collector-emitter Saturation Voltage (PNP types).



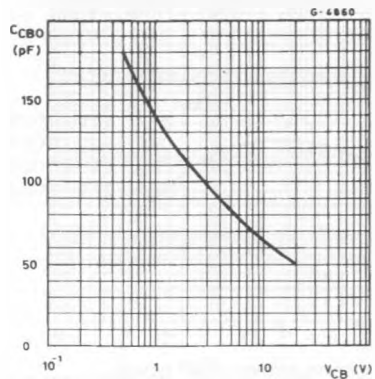
Saturated Switching Characteristics (NPN types).



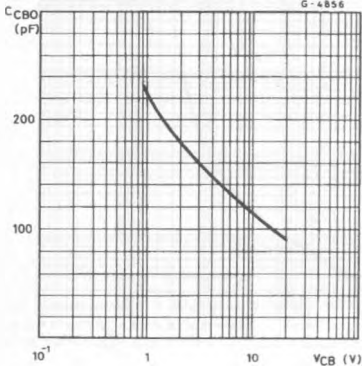
Saturated Switching Characteristics (PNP types).



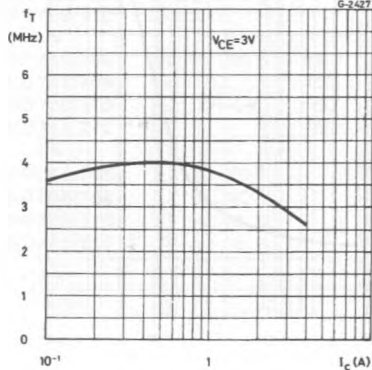
Collector-base Capacitance (NPN types).



Collector-base Capacitance (PNP types).



Transition Frequency (NPN types).



Transition Frequency (PNP types).

