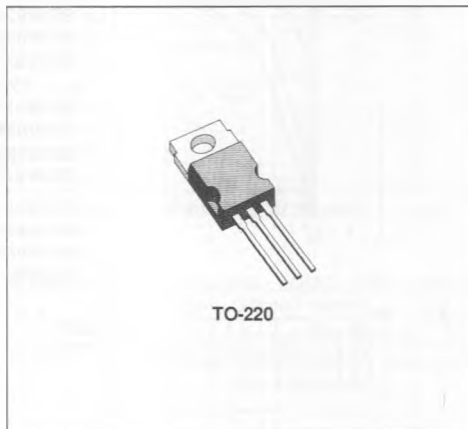


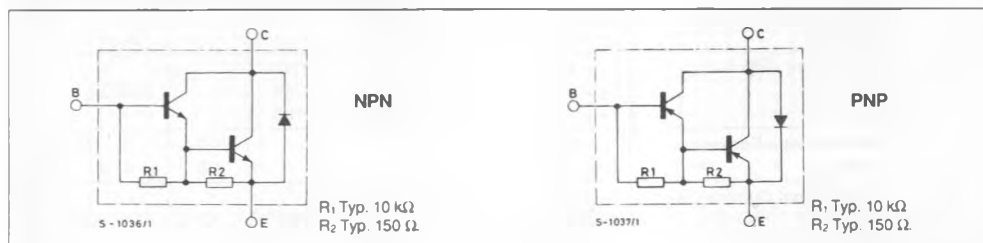
## NPN/PNP POWER DARLINGTONS

### DESCRIPTION

The BDW93, BDW93A, BDW93B and BDW93C are silicon epitaxial-base NPN transistors in monolithic Darlington configuration and are mounted in Jedec TO-220 plastic package. They are intended for use in power linear and switching applications. The complementary PNP types are the BDW94, BDW94A, BDW94B and BDW94C respectively.



### INTERNAL SCHEMATIC DIAGRAM



### ABSOLUTE MAXIMUM RATINGS

Symbol	Parameter	NPN PNP*	Value				Unit
			BDW93 BDW94	BDW93A BDW94A	BDW93B BDW94B	BDW93C BDW94C	
$V_{CBO}$	Collector-base Voltage ( $I_E = 0$ )		45	60	80	100	V
$V_{CEO}$	Collector-emitter Voltage ( $I_B = 0$ )		45	60	80	100	V
$I_C$	Collector Current		12				A
$I_{CM}$	Collector Peak Current		15				A
$I_B$	Base Current		0.2				A
$P_{tot}$	Total Power Dissipation at $T_{case} \leq 25^\circ\text{C}$		80				W
$T_{stg}$	Storage Temperature		- 65 to 150				$^\circ\text{C}$
$T_j$	Junction Temperature		150				$^\circ\text{C}$

\* For PNP types voltage and current values are negative.

## THERMAL DATA

$R_{th(j-case)}$	Thermal Resistance Junction-case	Max	1.56	°C/W
------------------	----------------------------------	-----	------	------

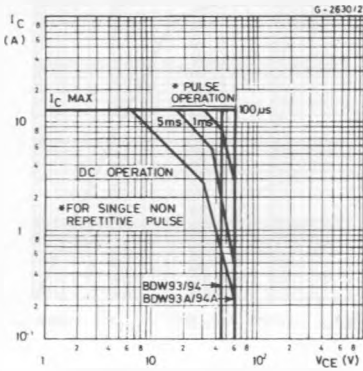
ELECTRICAL CHARACTERISTICS ( $T_{case} = 25\text{ °C}$  unless otherwise specified)

Symbol	Parameter	Test Conditions	Min.	Typ.	Max.	Unit
$I_{CBO}$	Collector Cutoff Current ( $I_E = 0$ )	for <b>BDW93/94</b> $V_{CB} = 45\text{ V}$ for <b>BDW93A/94A</b> $V_{CB} = 60\text{ V}$ for <b>BDW93B/94B</b> $V_{CB} = 80\text{ V}$ for <b>BDW93C/94C</b> $V_{CB} = 100\text{ V}$ $T_{case} = 150\text{ °C}$ for <b>BDW93/94</b> $V_{CB} = 45\text{ V}$ for <b>BDW93A/94A</b> $V_{CB} = 60\text{ V}$ for <b>BDW93B/94B</b> $V_{CB} = 80\text{ V}$ for <b>BDW93C/94C</b> $V_{CB} = 100\text{ V}$			100 100 100 100 5 5 5 5	$\mu\text{A}$ $\mu\text{A}$ $\mu\text{A}$ $\mu\text{A}$ $\text{mA}$ $\text{mA}$ $\text{mA}$ $\text{mA}$
$I_{CEO}$	Collector Cutoff Current ( $I_B = 0$ )	for <b>BDW93/94</b> $V_{CE} = 40\text{ V}$ for <b>BDW93A/94A</b> $V_{CE} = 60\text{ V}$ for <b>BDW93B/94B</b> $V_{CE} = 80\text{ V}$ for <b>BDW93C/94C</b> $V_{CE} = 80\text{ V}$			1 1 1 1	$\text{mA}$ $\text{mA}$ $\text{mA}$ $\text{mA}$
$I_{EBO}$	Emitter Cutoff Current ( $I_C = 0$ )	$V_{EB} = 5\text{ V}$			2	$\text{mA}$
$V_{CE(sus)}^*$	Collector-emitter Sustaining Voltage ( $I_B = 0$ )	$I_C = 100\text{ mA}$ for <b>BDW93/94</b> for <b>BDW93A/94A</b> for <b>BDW93B/94B</b> for <b>BDW93C/94C</b>	45 60 80 100			$\text{V}$ $\text{V}$ $\text{V}$ $\text{V}$
$V_{CE(sat)}^*$	Collector-emitter Saturation Voltage	$I_C = 5\text{ A}$ $I_C = 10\text{ A}$	$I_B = 20\text{ mA}$ $I_B = 100\text{ mA}$		2 3	$\text{V}$ $\text{V}$
$V_{BE(sat)}^*$	Base-emitter Saturation Voltage	$I_C = 5\text{ A}$ $I_C = 10\text{ A}$	$I_B = 20\text{ mA}$ $I_B = 100\text{ mA}$		2.5 4	$\text{V}$ $\text{V}$
$h_{FE}^*$	DC Current Gain	$I_C = 3\text{ A}$ $I_C = 5\text{ A}$ $I_C = 10\text{ A}$	$V_{CE} = 3\text{ V}$ $V_{CE} = 3\text{ V}$ $V_{CE} = 3\text{ V}$	1000 750 100		20000
$V_F^*$	Parallel-diode Forward Voltage	$I_F = 5\text{ A}$ $I_F = 10\text{ A}$			1.3 1.8	2 4 $\text{V}$ $\text{V}$
$h_{ie}$	Small Signal Current Gain	$I_C = 1\text{ A}$ $f = 1\text{ MHz}$	$V_{CE} = 10\text{ V}$	20		


\* Pulsed pulse duration = 300  $\mu\text{s}$ , duty cycle = 1.5 %.

For PNP types voltage and current values are negative.

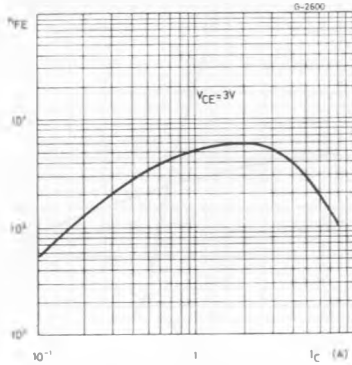
Safe Operating Areas (for BDW93, BDW93A, BDW94, BDW94A).



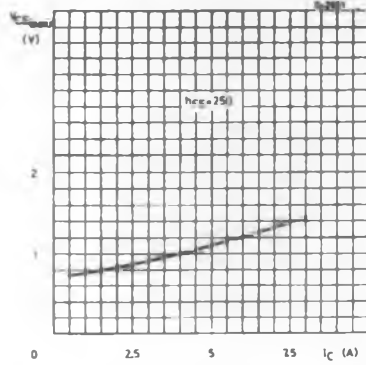
Safe Operating Areas (for BDW93B, BDW93C, BDW94B, BDW94C).



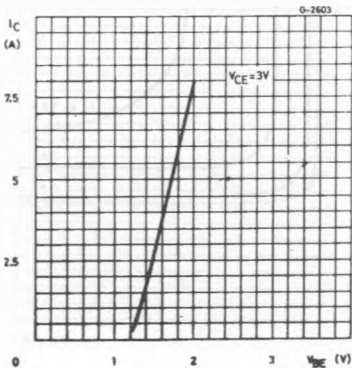
DC Current Gain (NPN types).



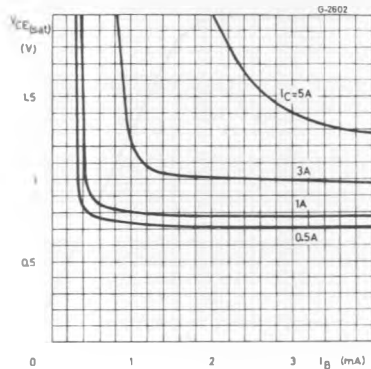
Collector-emitter Saturation Voltage (NPN types).



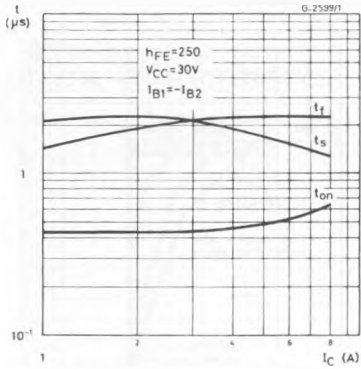
DC Transconductance (NPN types).



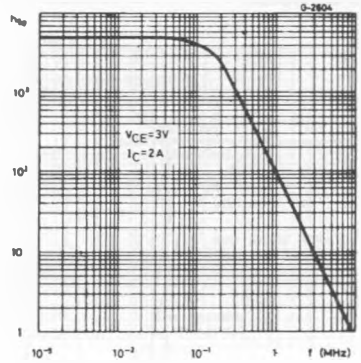
Collector-emitter Saturation Voltage (NPN types).



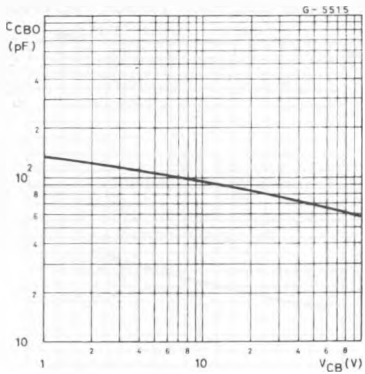
Saturated Switching Characteristics (NPN types).



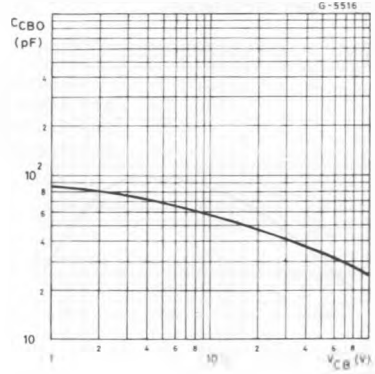
Small Signal Current Gain (NPN types).



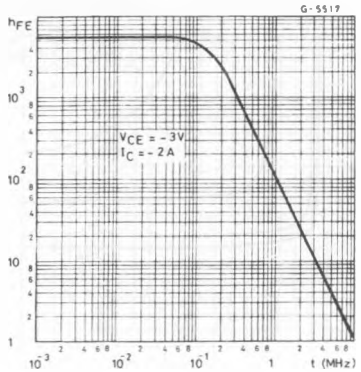
Collector-base Capacitance (PNP types).



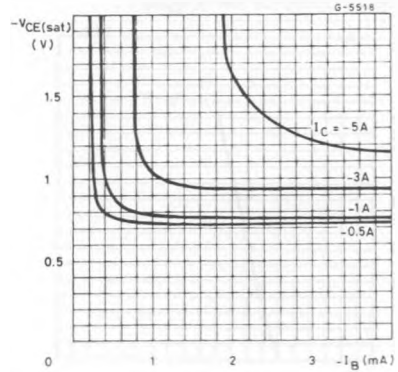
Collector-base Capacitance (NPN types).



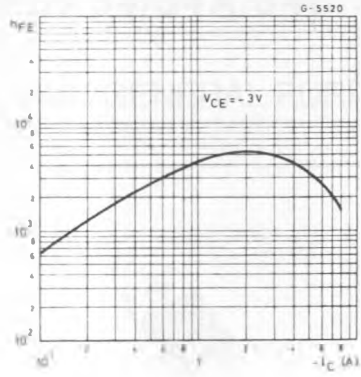
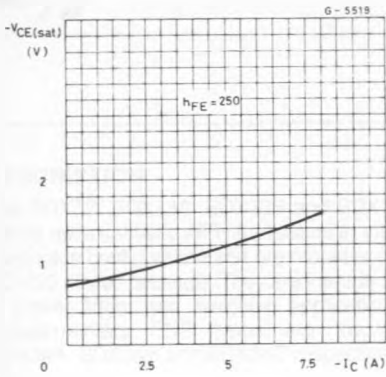
Small Signal Current Gain (PNP types).



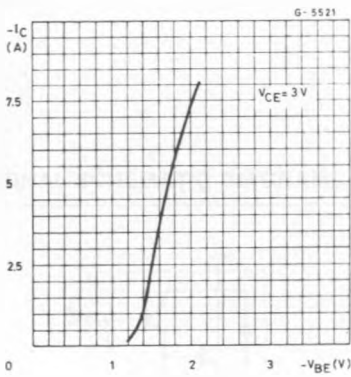
Collector-emitter Saturation Voltage (PNP types).



Collector-emitter Saturation Voltage (PNP types).



DC Transconductance (PNP types).



Saturated Switching Characteristics (PNP types).

