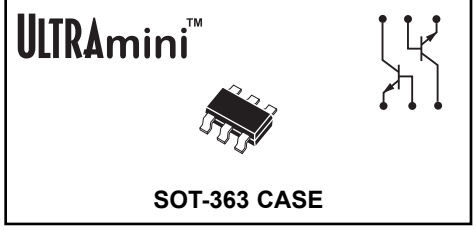


CMKT5089M10
SURFACE MOUNT
ULTRAmi™
DUAL NPN SILICON
MATCHED h_{FE} TRANSISTORS



Central™

Semiconductor Corp.

DESCRIPTION:
 The CENTRAL SEMICONDUCTOR CMKT5089M10 consists of two individual, isolated 5089 NPN silicon transistors with matched h_{FE} . This ULTRAmi™ device is manufactured by the epitaxial planar process and epoxy molded in an SOT-363 surface mount package. The CMKT5089M10 has been designed for applications requiring high gain and low noise.

MARKING CODE: C9M0

MAXIMUM RATINGS: ($T_A=25^\circ\text{C}$)

	SYMBOL		UNITS
Collector-Base Voltage	V_{CBO}	30	V
Collector-Emitter Voltage	V_{CEO}	25	V
Emitter-Base Voltage	V_{EBO}	4.5	V
Collector Current	I_C	50	mA
Power Dissipation	P_D	350	mW
Operating and Storage			
Junction Temperature	T_J, T_{stg}	-65 to +150	$^\circ\text{C}$
Thermal Resistance	θ_{JA}	357	$^\circ\text{C/W}$

ELECTRICAL CHARACTERISTICS: ($T_A=25^\circ\text{C}$ unless otherwise noted)

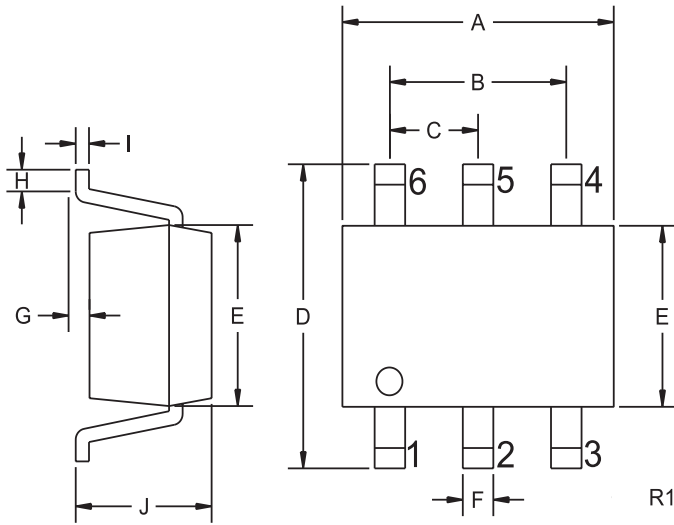
SYMBOL	TEST CONDITIONS	MIN	MAX	UNITS
I_{CBO}	$V_{CB}=15\text{V}$		50	nA
I_{EBO}	$V_{EB}=4.5\text{V}$		100	nA
BV_{CBO}	$I_C=100\mu\text{A}$	30		V
BV_{CEO}	$I_C=1.0\text{mA}$	25		V
BV_{EBO}	$I_E=100\mu\text{A}$	4.5		V
$V_{CE(SAT)}$	$I_C=10\text{mA}, I_B=1.0\text{mA}$		0.5	V
$V_{BE(SAT)}$	$I_C=10\text{mA}, I_B=1.0\text{mA}$		0.8	V
h_{FE}	$V_{CE}=5.0\text{V}, I_C=0.1\text{mA}$	400	1200	
h_{FE}	$V_{CE}=5.0\text{V}, I_C=1.0\text{mA}$	450		
h_{FE}	$V_{CE}=5.0\text{V}, I_C=10\text{mA}$	400		
f_T	$V_{CE}=5.0\text{V}, I_C=500\mu\text{A}, f=20\text{MHz}$	50		MHz
C_{ob}	$V_{CB}=5.0\text{V}, I_E=0, f=1.0\text{MHz}$		4.0	pF
C_{ib}	$V_{BE}=0.5\text{V}, I_C=0, f=1.0\text{MHz}$		10	pF
h_{fe}	$V_{CE}=5.0\text{V}, I_C=1.0\text{mA}, f=1.0\text{kHz}$	450	1800	
NF	$V_{CE}=5.0\text{V}, I_C=100\mu\text{A}, R_S=10\text{k}\Omega$ $f=10\text{Hz to } 15.7\text{kHz}$		2.0	dB

MATCHING CHARACTERISTICS:

SYMBOL	TEST CONDITIONS	MIN	MAX	UNITS
h_{FE1}/h_{FE2}^*	$V_{CE}=5.0\text{V}, I_C=1.0\text{mA}$	0.9	1.0	
$ V_{BEON1}-V_{BEON2} $	$V_{CE}=5.0\text{V}, I_C=100\mu\text{A}$		5.0	mV

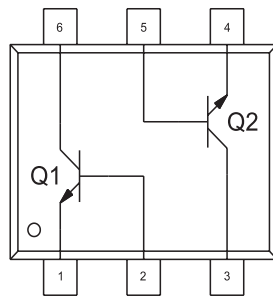
* The lowest h_{FE} reading is taken as h_{FE1} .

SOT-363 CASE - MECHANICAL OUTLINE



SYMBOL	INCHES		MILLIMETERS	
	MIN	MAX	MIN	MAX
A	0.073	0.085	1.85	2.15
B	0.051		1.30	
C	0.026		0.65	
D	0.075	0.091	1.90	2.30
E	0.043	0.055	1.10	1.40
F	0.006	0.012	0.15	0.30
G	0.000	0.004	0.00	0.10
H	0.010	-	0.25	-
I	0.004	0.010	0.10	0.25
J	0.031	0.039	0.80	1.00

SOT-363 (REV: R1)



LEAD CODE:

- 1) EMITTER Q1
- 2) BASE Q1
- 3) COLLECTOR Q2
- 4) EMITTER Q2
- 5) BASE Q2
- 6) COLLECTOR Q1

MARKING CODE: C9M0