

**CMLDM7002A  
CMLDM7002AJ\***  
**SURFACE MOUNT PICOmini™  
DUAL N-CHANNEL  
ENHANCEMENT-MODE  
SILICON MOSFET**

**PICOmini™**



**SOT-563 CASE**

# Central™

**Semiconductor Corp.**

**DESCRIPTION:**

The CENTRAL SEMICONDUCTOR CMLDM7002A and CMLDM7002AJ are special dual versions of the 2N7002 Enhancement-mode N-Channel Field Effect Transistor, manufactured by the N-Channel DMOS Process, designed for high speed pulsed amplifier and driver applications. The CMLDM7002A utilizes the USA pinout configuration, while the CMLDM7002AJ utilizes the Japanese pinout configuration. These special Dual Transistor devices offers low  $r_{DS(ON)}$  and low  $V_{DS(ON)}$ .

**MARKING CODE: CMLDM7002A: L02  
CMLDM7002AJ\*: 02J**

\* Preliminary

**MAXIMUM RATINGS** ( $T_A=25^\circ\text{C}$ )

|  |
|--|
| Drain-Source Voltage                   |
| Drain-Gate Voltage                     |
| Gate-Source Voltage                    |
| Continuous Drain Current               |
| Continuous Source Current (Body Diode) |
| Maximum Pulsed Drain Current           |
| Maximum Pulsed Source Current          |
| Power Dissipation                      |
| Operating and Storage                  |
| Junction Temperature                   |
| Thermal Resistance                     |

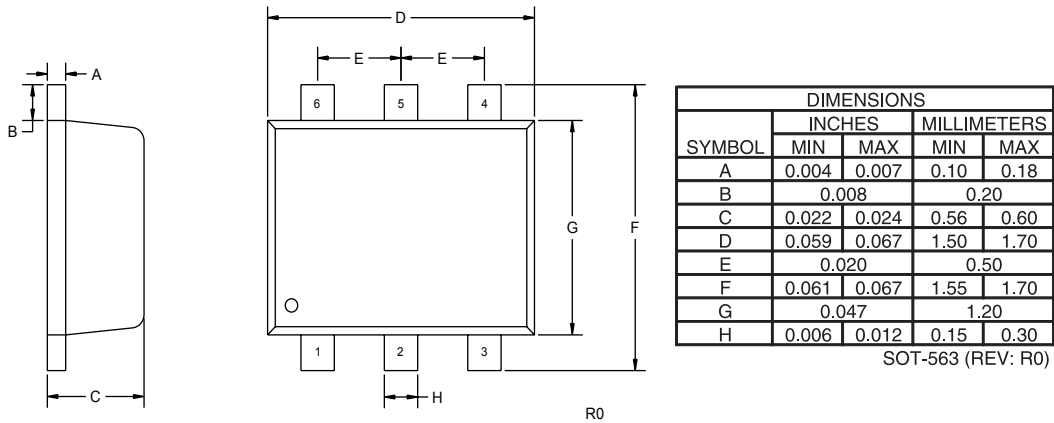
| SYMBOL         |             | UNITS              |
|----------------|-------------|--------------------|
| $V_{DS}$       | 60          | V                  |
| $V_{DG}$       | 60          | V                  |
| $V_{GS}$       | 40          | V                  |
| $I_D$          | 280         | mA                 |
| $I_S$          | 280         | mA                 |
| $I_{DM}$       | 1.5         | A                  |
| $I_{SM}$       | 1.5         | A                  |
| $P_D$          | 350         | mW                 |
| $T_J, T_{stg}$ | -65 to +150 | $^\circ\text{C}$   |
| $\Theta_{JA}$  | 357         | $^\circ\text{C/W}$ |

**ELECTRICAL CHARACTERISTICS PER TRANSISTOR** ( $T_A=25^\circ\text{C}$  unless otherwise noted)

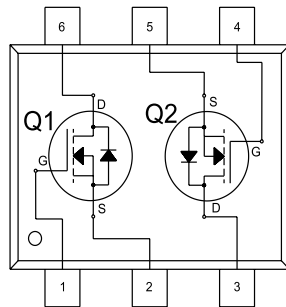
| SYMBOL       | TEST CONDITIONS                                       | MIN | MAX  | UNITS         |
|--------------|---|-----|------|---------------|
| $I_{GSSF}$   | $V_{GS}=20V, V_{DS}=0V$                               |     | 100  | nA            |
| $I_{GSSR}$   | $V_{GS}=20V, V_{DS}=0V$                               |     | 100  | nA            |
| $I_{DSS}$    | $V_{DS}=60V, V_{GS}=0V$                               |     | 1.0  | $\mu\text{A}$ |
| $I_{DSS}$    | $V_{DS}=60V, V_{GS}=0V, T_J=125^\circ\text{C}$        |     | 500  | $\mu\text{A}$ |
| $I_{D(ON)}$  | $V_{GS}=10V, V_{DS} \geq 2V_{DS(ON)}$                 | 500 |      | mA            |
| $BV_{DSS}$   | $V_{GS}=0V, I_D=10\mu\text{A}$                        | 60  |      | V             |
| $V_{GS(th)}$ | $V_{DS}=V_{GS}, I_D=250\mu\text{A}$                   | 1.0 | 2.5  | V             |
| $V_{DS(ON)}$ | $V_{GS}=10V, I_D=500\text{mA}$                        |     | 1.0  | V             |
| $V_{DS(ON)}$ | $V_{GS}=5.0V, I_D=50\text{mA}$                        |     | 0.15 | V             |
| $r_{DS(ON)}$ | $V_{GS}=10V, I_D=500\text{mA}$                        |     | 2.0  | $\Omega$      |
| $r_{DS(ON)}$ | $V_{GS}=10V, I_D=500\text{mA}, T_J=125^\circ\text{C}$ |     | 3.5  | $\Omega$      |
| $r_{DS(ON)}$ | $V_{GS}=5.0V, I_D=50\text{mA}$                        |     | 3.0  | $\Omega$      |
| $r_{DS(ON)}$ | $V_{GS}=5.0V, I_D=50\text{mA}, T_J=125^\circ\text{C}$ |     | 5.0  | $\Omega$      |
| $g_{FS}$     | $V_{DS} \geq 2V_{DS(ON)}, I_D=200\text{mA}$           | 80  |      | mmhos         |
| $C_{rss}$    | $V_{DS}=25V, V_{GS}=0, f=1.0\text{MHz}$               |     | 5.0  | pF            |
| $C_{iss}$    | $V_{DS}=25V, V_{GS}=0, f=1.0\text{MHz}$               |     | 50   | pF            |
| $C_{oss}$    | $V_{DS}=25V, V_{GS}=0, f=1.0\text{MHz}$               |     | 25   | pF            |
| $t_{on}$     | $V_{DD}=30V, V_{GS}=10V, I_D=200\text{mA}$            |     | 20   | ns            |
| $t_{off}$    | $R_G=25\Omega, R_L=150\Omega$                         |     | 20   | ns            |
| $V_{SD}$     | $V_{GS}=0V, I_S=400\text{mA}$                         |     | 1.2  | V             |

R1 (20-February 2003)

**SOT-563 CASE - MECHANICAL OUTLINE**



**CMLDM7002A**  
(USA Pinout)

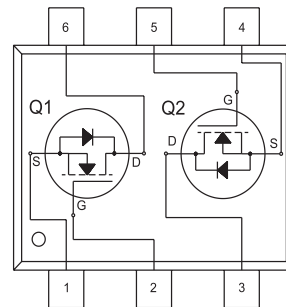


**LEAD CODE:**

- 1) GATE Q1
- 2) SOURCE Q1
- 3) DRAIN Q2
- 4) GATE Q2
- 5) SOURCE Q2
- 6) DRAIN Q1

**MARKING CODE: L02**

**CMLDM7002AJ\***  
(Japanese Pinout)



**LEAD CODE:**

- 1) SOURCE Q1
- 2) GATE Q1
- 3) DRAIN Q2
- 4) SOURCE Q2
- 5) GATE Q2
- 6) DRAIN Q1

**MARKING CODE: 02J**

\* Preliminary