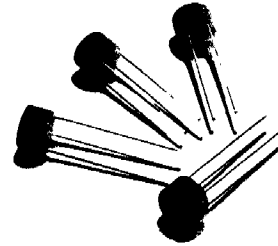


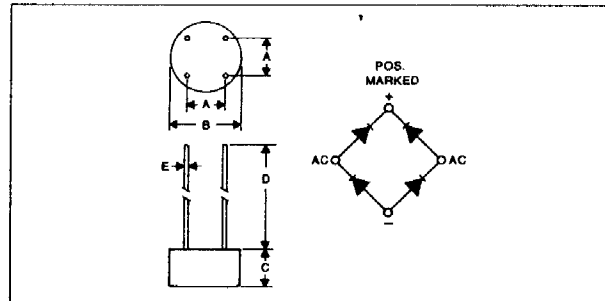
VE08X – VE68X

1 Amp Fast Recovery Time Epoxy Bridge Rectifiers

200 Nanosecond Reverse Recovery Time
 50V, 100V, 200V, and 600V V_{RRM} Ratings
 Glass Passivated Silicon Chips



LTR.	INCHES	MILLIMETERS
A	.185-.215	4,70-5,46
B	.350-.365	8,89-9,27
C	.190-.215	4,83-5,46
D	1.0 MIN.	25.4 MIN.
E	.022-.028 DIA.	.558-.711




MAXIMUM RATINGS (At $T_A = 25^\circ\text{C}$ unless otherwise noted)

RATINGS	SYMBOL	VE08X	VE18X	VE28X	VE48X	VE68X	UNITS
DC Blocking Voltage, Working Peak Reverse Voltage, Peak Repetitive Reverse Voltage.	V_{RM} V_{RWM} V_{RRM}	50	100	200	400	600	Volts
RMS Reverse Voltage	$V_{R(RMS)}$	35	70	140	280	420	Volts
Peak Surge Current, 1/2 Cycle at 60 Hz, (Non-Rep) and $T_A = 40^\circ\text{C}$ (Fig. 2)	I_{FSM}	17					Amps
Peak Surge Current, 1 sec. at 60 Hz and $T_A = 40^\circ\text{C}$ (Fig. 2)	I_{FRM}	3					Amps
Avg. Forward Current at $T_C = 40^\circ\text{C}$, (Fig. 1)	I_O	1					Amps
Junction Operating and Storage Temperature Range	T_J, T_{STG}	- 50 to + 135					$^\circ\text{C}$
Max. Soldering Temperature & Time		10 Sec. at 265°C					

ELECTRICAL CHARACTERISTICS (At $T_A = 25^\circ\text{C}$ unless otherwise noted)

CHARACTERISTICS	SYMBOL	UNITS
Maximum Instantaneous Forward Voltage Drop (per diode) at 1 Amp (Fig. 3)	V_{FM}	1.5 Volts/ Leg
Maximum Reverse Recovery Time $I_F = 1$ Amp, $I_R = 2$ Amp (Fig. 5)	t_{rr}	200 nsec
Maximum Reverse Current at Rated V_{RM}	I_{RM}	10 μA
Maximum Reverse Current at Rated V_{RM} at $T_A = 125^\circ\text{C}$ (Fig. 4)	I_{RM}	2 mA
Insulation Strength Circuit to Case (Min.)		2000 Vdc
Thermal Resistance (Typ) Junction To Ambient	$R\theta_{JA}$	45 $^\circ\text{C}/\text{W}$

VE Series Bridges have been recognized under the components program of Underwriters Laboratories, Inc.



NJ Semi-Conductors reserves the right to change test conditions, parameter limits and package dimensions without notice. Information furnished by NJ Semi-Conductors is believed to be both accurate and reliable at the time of going to press. However, NJ Semi-Conductors assumes no responsibility for any errors or omissions discovered in its use. NJ Semi-Conductors encourages customers to verify that datasheets are current before placing orders.

Quality Semi-Conductors