

FM	
E	4.1V
B	3.2V
K	2.1V

AM-FM	
E	5.5V
B	3.2V
K	0.6V

AFM	
E	4.8V
B	3.6V
K	2.5V

AF-FM	
E	4.0V
B	3.5V
K	1.5V

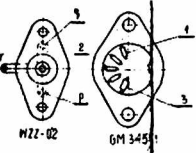
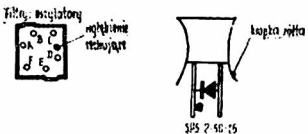
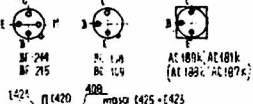
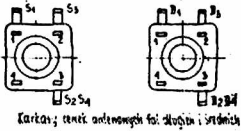
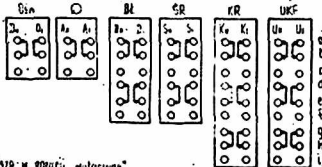
FM-FM	
E	4.5V
B	4.0V
K	0.7V

AF-FM	
E	4.2V
B	3.5V
K	3.3V

AF-FM	
E	4.2V
B	3.5V
K	3.3V

AF-FM	
E	4.2V
B	3.5V
K	3.3V

AF-FM	
E	4.3V
B	4.5V
K	1.1V



UWAGA:
 Zmiany konstrukcyjne w tym produkcie nie są
 realizowane bez zgody producenta.

SCHEMAT IDEOWY OR „EDYTA”