


SERVICE MANUAL

French Model

Chassis No. SCC-B68C-A



BE-1 CHASSIS



Note: The service manual for RM-658 has been issued separately.

MODELS OF THE SAME SERIES

KV-M16B	
KV-M19B	
KV-M14B	

SPECIFICATIONS

Television system French TV system L
CCIR system B, G and H

Color system PAL/SECAM

Channel coverage System B/G, H
VHF : E2 - S20
UHF : E21 - E69 (a total of up to 30 preselected channels)
System L
VHF : 02 - 10, 0 - 12
UHF : F21 - F69

Picture tube Trinitron tube 90° degree deflection
Approx. 40.1cm (16 inches)
(Approx. 37.3cm picture measured diagonally)

Input 21-pin connector : CENELEC Standard
AV Connector (phono)

Outputs Earphones jack : minijack
21-pin connector : CENELEC Standard

Speaker 7.5cm dia.

Sound output 3.5w (music)

Power consumption 59Wh

Dimensions Approx. 389×374×113mm
(W×H×D)

Weight Approx. 12.8kg

Supplied accessories RM-658 Remote Commander (1)
Aerial conversion plug (1)
IEC designation R6 batteries (2)

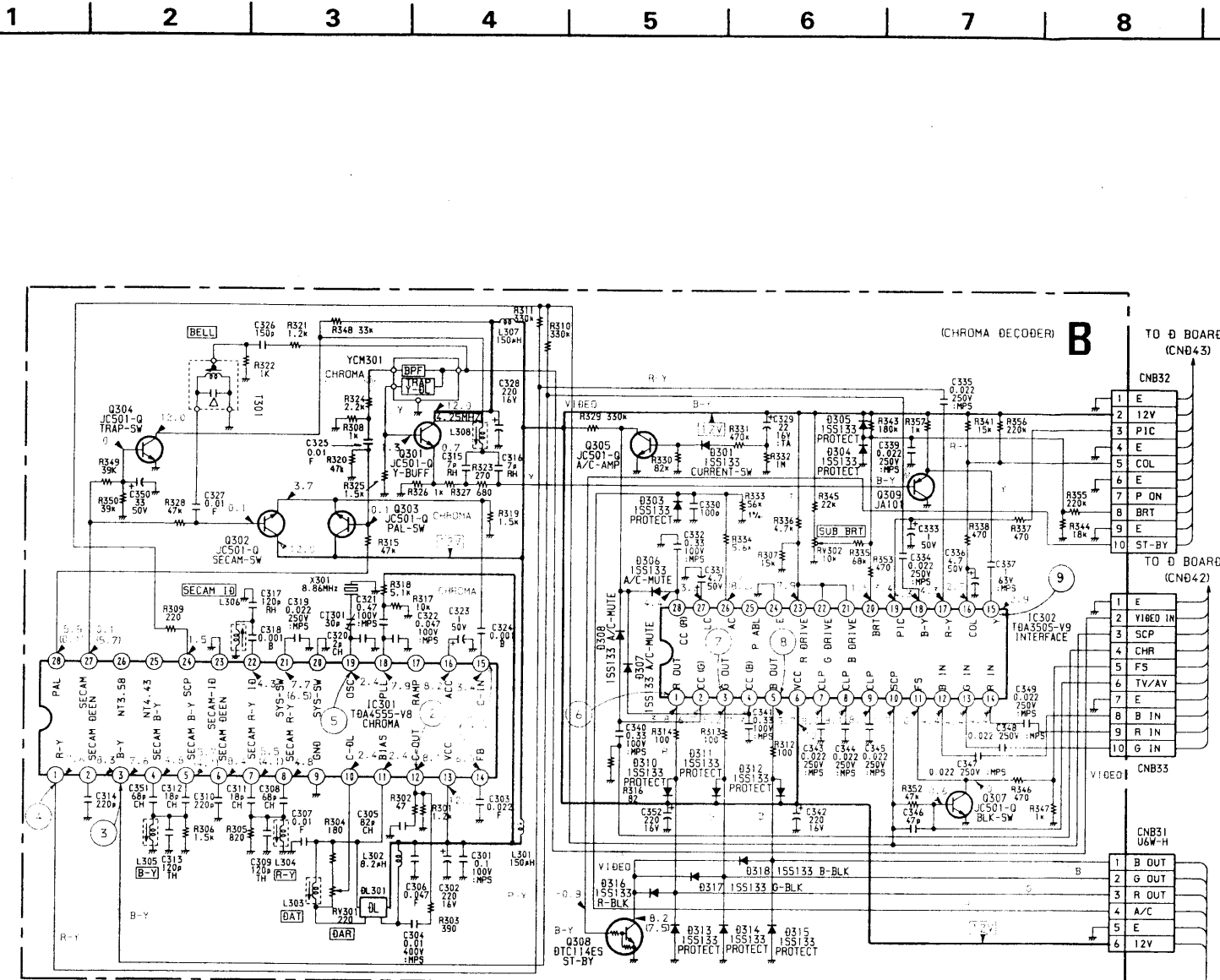
Design and specifications are subject to change without notice.

—Continued on page2—

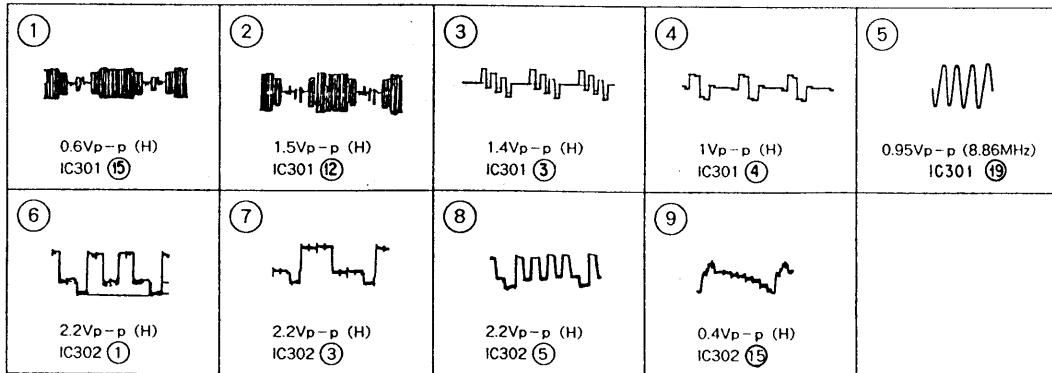


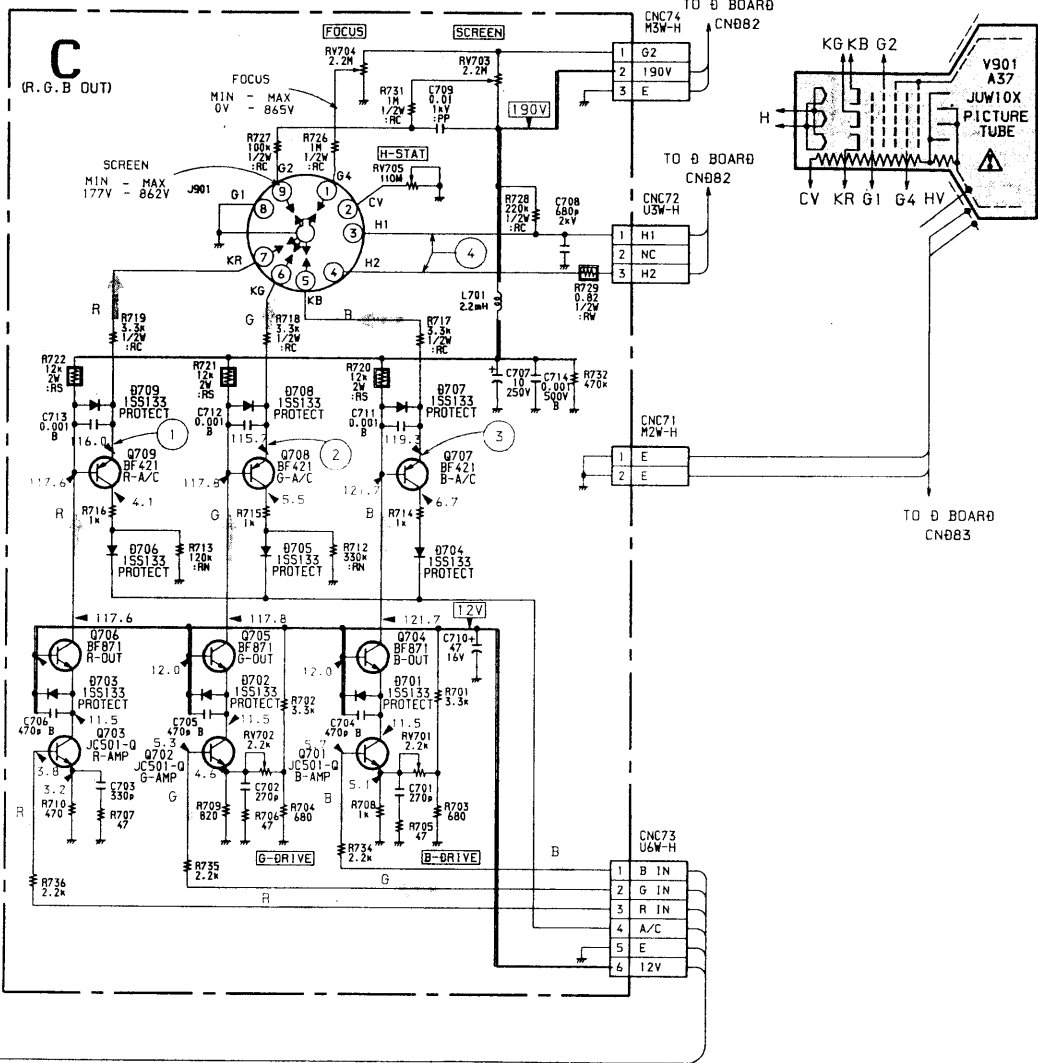
TRINITRON® COLOR TV
SONY®

5-4. SCHEMATIC DIAGRAM (2)

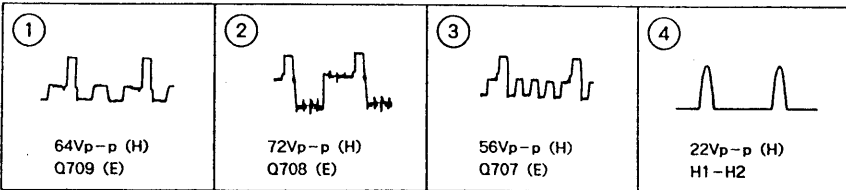


B BOARD WAVEFORM





C BOARD WAVEFORM



5-2. SCHEMATIC DIAGRAM (1)

1

2

3

4

5

6

7

8

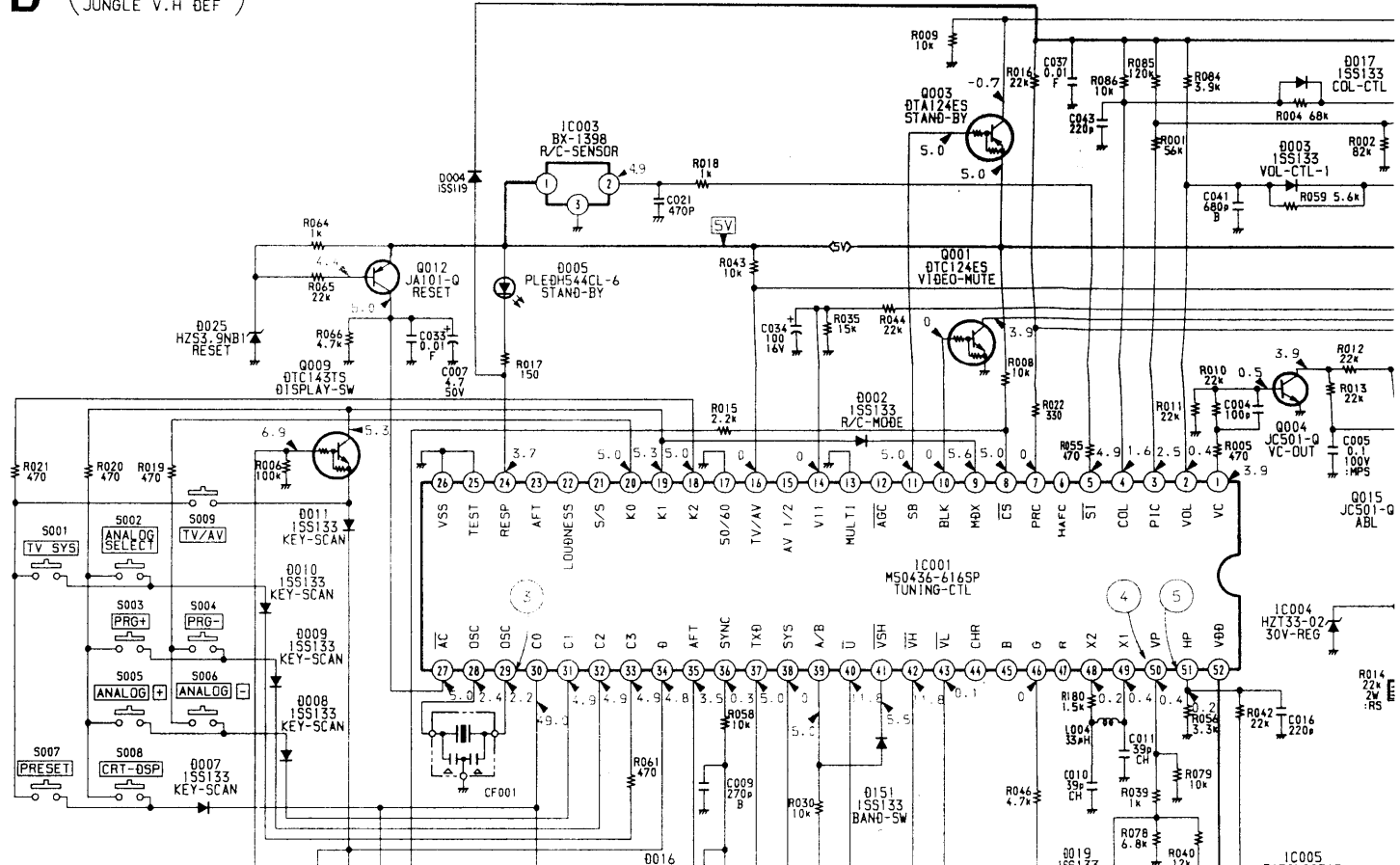
9

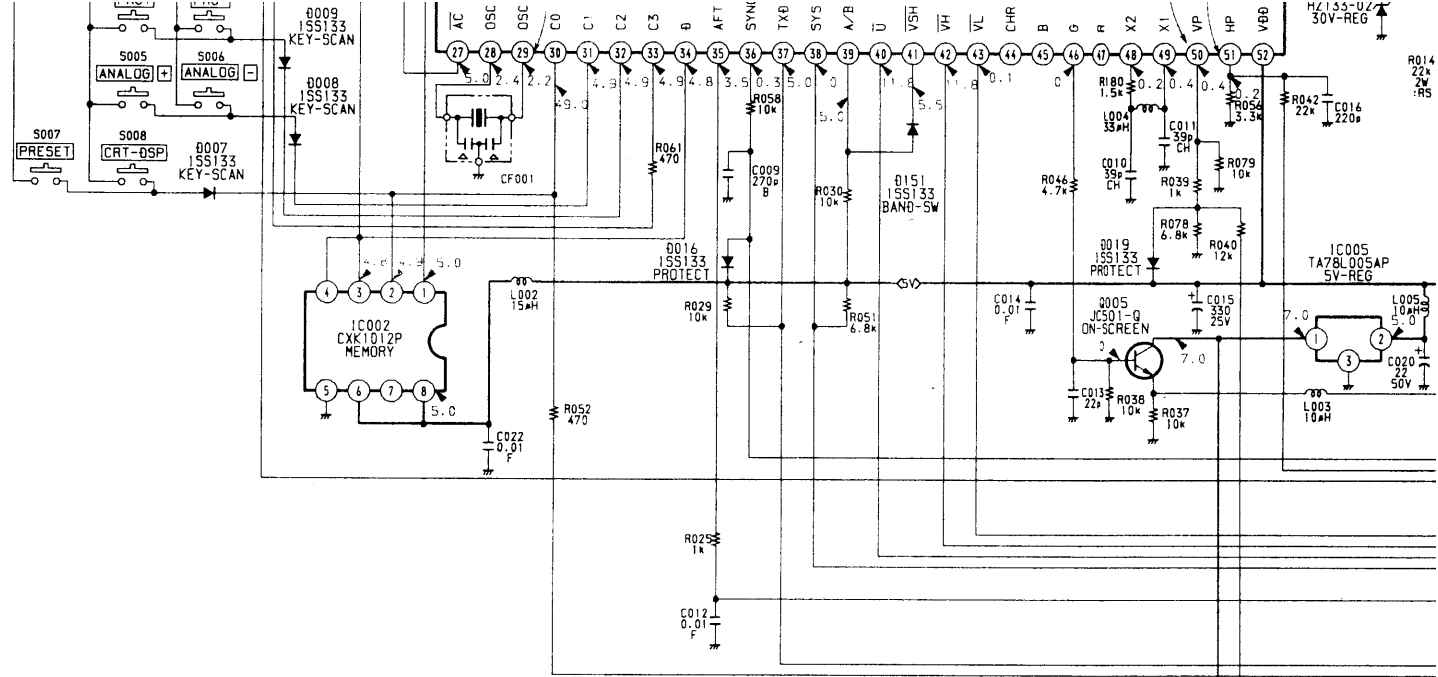
10

11

12

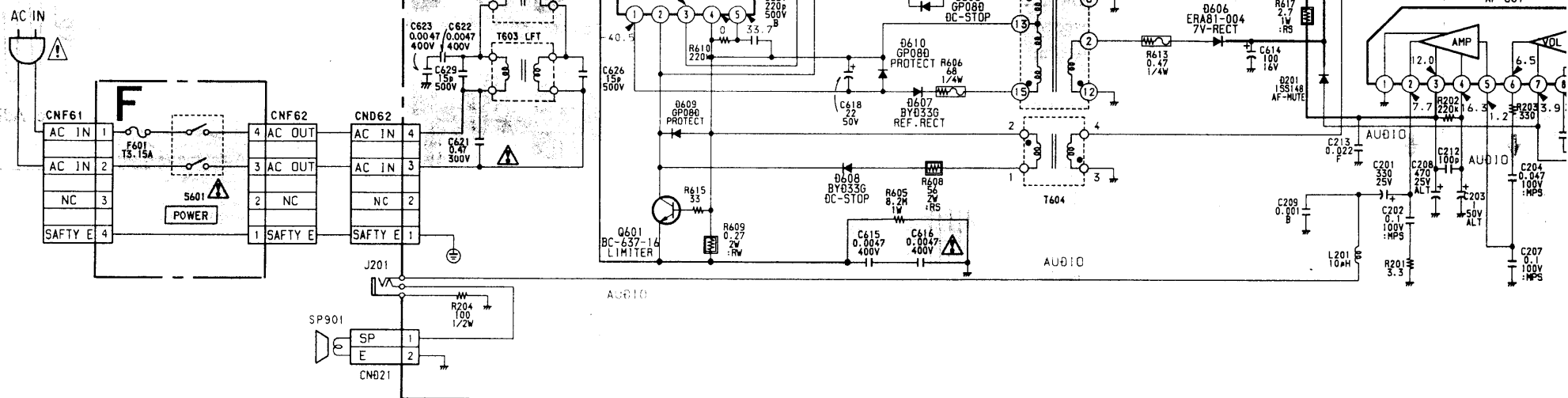
D (Y-CHROMA
JUNGLE V.H DEF)

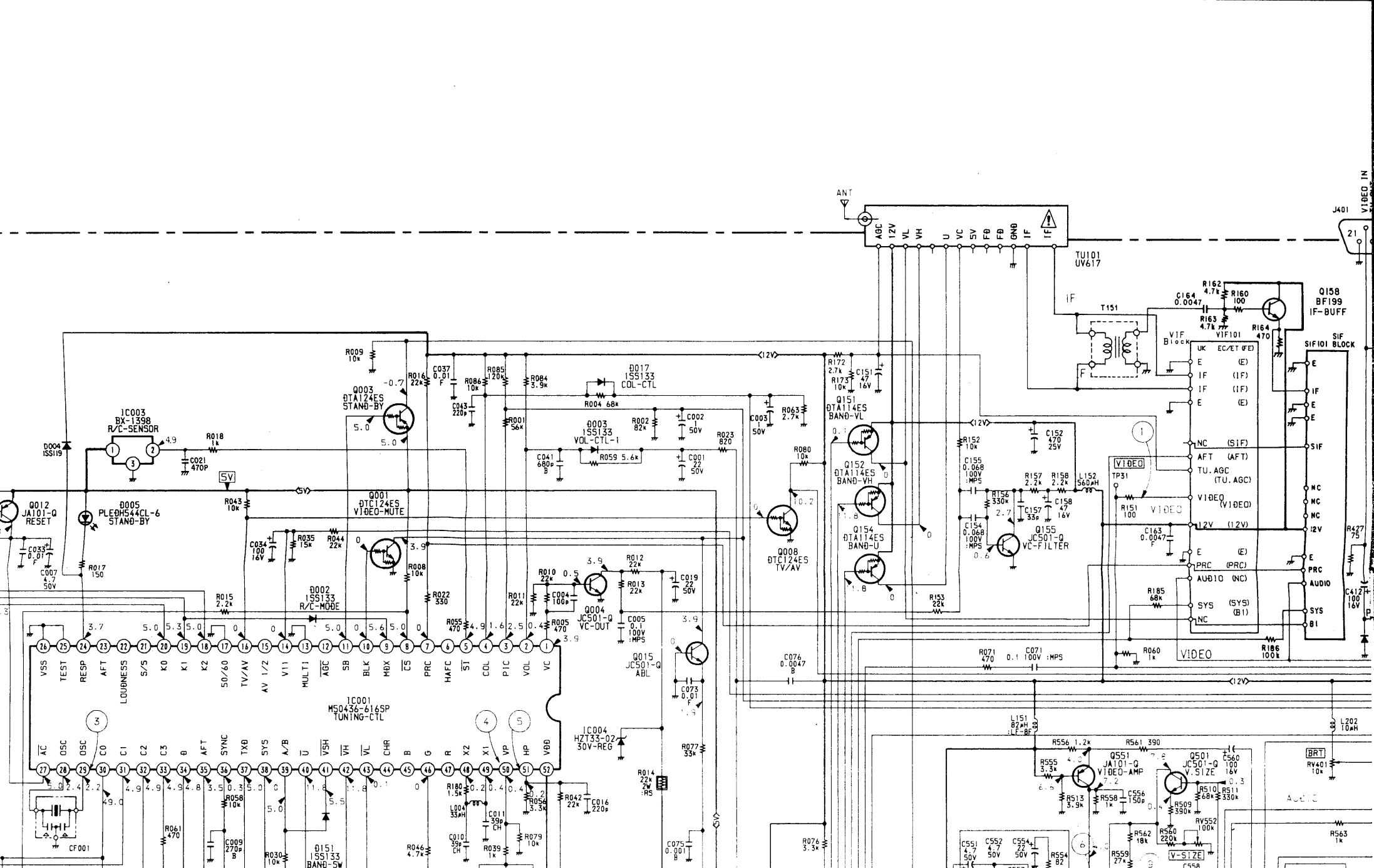


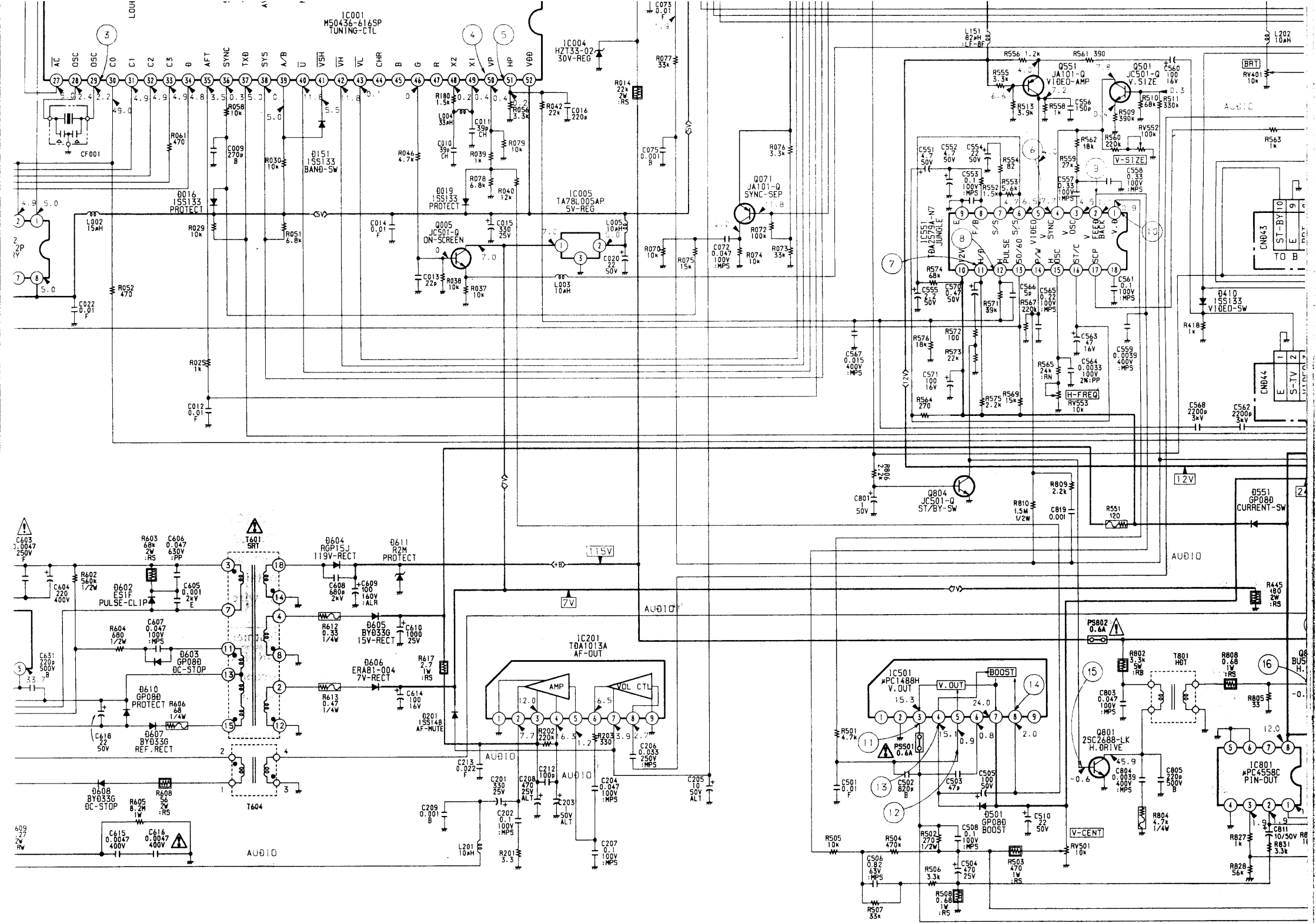


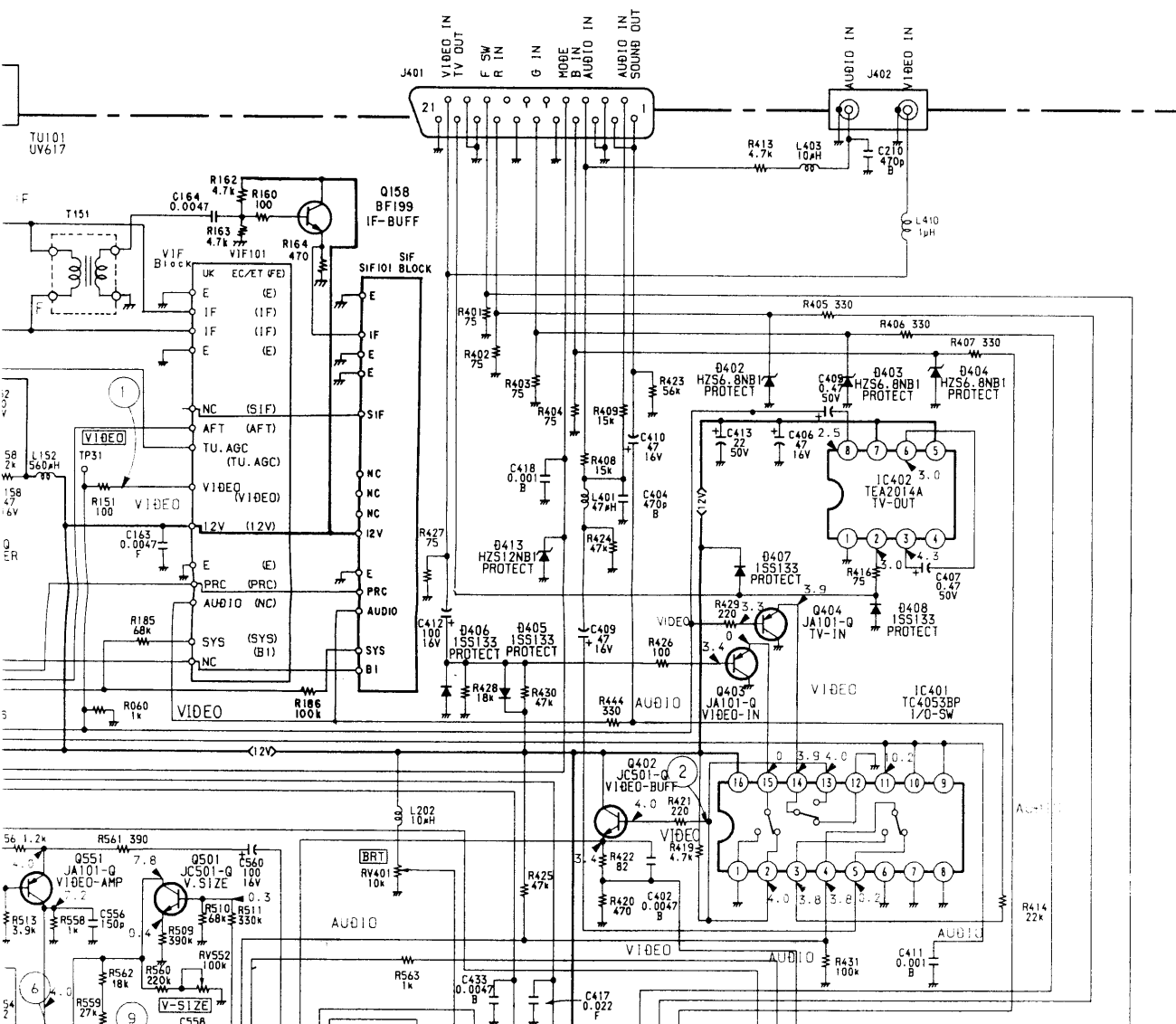
IC601
STR54041

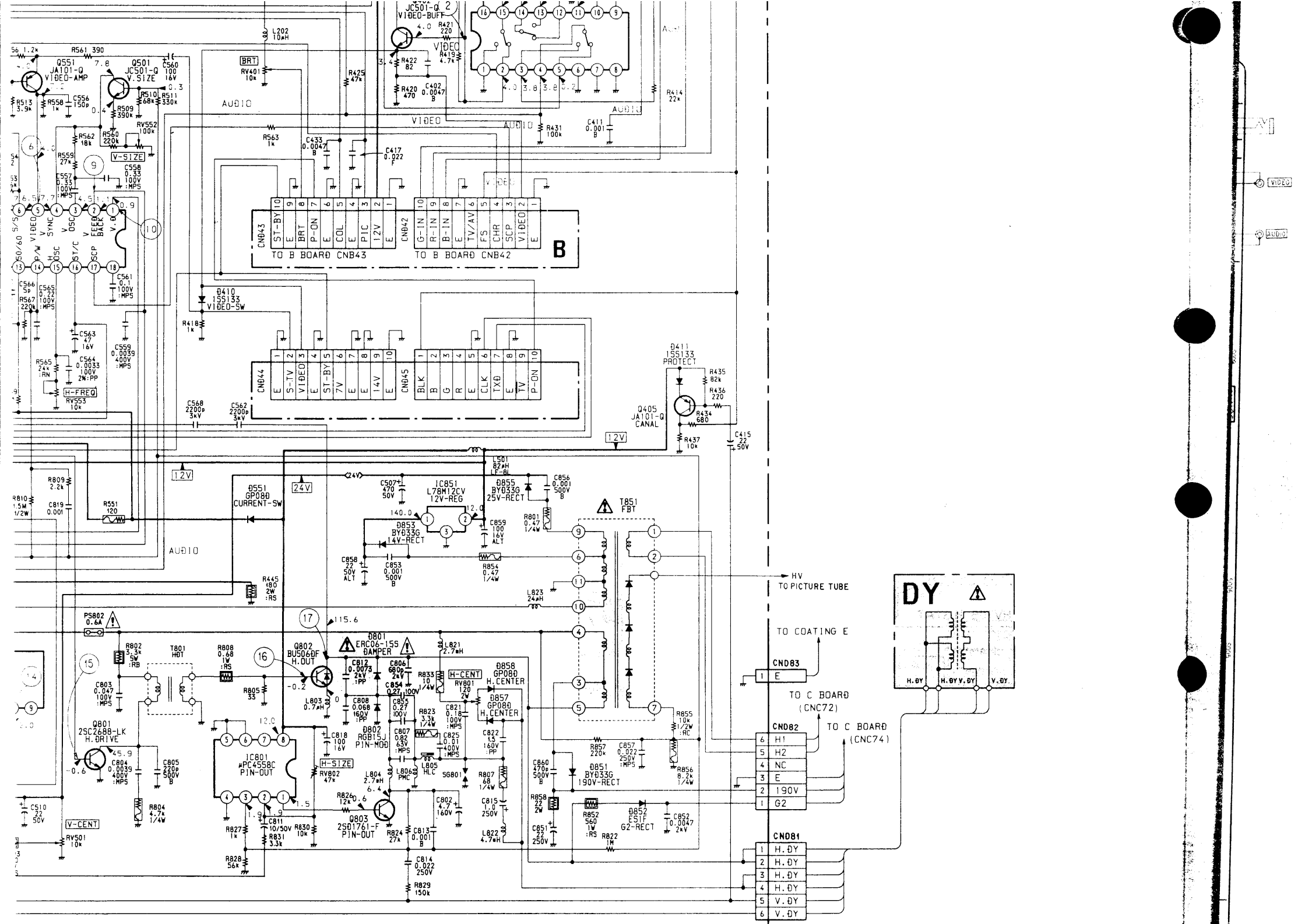
- 1 Vout/Sense
- 2 Base drive
- 3 Input
- 4 Common
- 5 Vout control











The components identified by shading and mark Δ are critical for safety. Replace only with part number specified.

Les composants identifiés par une trame et par une marque Δ sont d'une importance critique pour la sécurité. Ne les remplacer que par des pièces de numéro spécifié.

KV-M161
RM-65

D

REF. NO.	PART NO.	DESCRIPTION	REMARK
R556	1-249-418-11	CARBON	1.2K 5% 1/4W
R558	1-249-417-11	CARBON	1K 5% 1/4W
R559	1-249-434-11	METAL	27K 5% 1/4W
R560	1-247-887-00	METAL	220K 5% 1/4W
R561	1-249-412-11	CARBON	390 5% 1/4W
R562	1-249-432-11	METAL	18K 5% 1/4W
R563	1-249-417-11	CARBON	1K 5% 1/4W
R564	1-249-410-11	CARBON	270 5% 1/4W
R565	1-215-454-00	METAL	24K 1% 1/6W
R567	1-247-887-00	CARBON	220K 5% 1/4W
R569	1-249-431-11	CARBON	15K 5% 1/4W
R571	1-249-436-11	CARBON	39K 5% 1/4W
R572	1-249-405-11	CARBON	100 5% 1/4W
R573	1-249-433-11	CARBON	22K 5% 1/4W
R574	1-249-439-11	CARBON	68K 5% 1/4W
R575	1-249-421-11	CARBON	2.2K 5% 1/4W
R576	1-249-432-11	CARBON	18K 5% 1/4W
R601 Δ	1-205-909-11	WIREWOUND	3.3 5% 10W
R602	1-214-931-00	CARBON	560K 5% 1/2W
R603	1-215-903-11	METAL OXIDE	68K 5% 2W
R604	1-247-750-11	CARBON	680 5% 1/2W
R605 Δ	1-247-289-11	CARBON	8.2M 5% 1W
R606	1-212-877-11	FUSIBLE	68 5% 1/4W
R608	1-216-449-11	METAL OXIDE	56 5% 2W
R609	1-207-905-00	WIREWOUND	0.27 10% 2W
R610	1-247-887-00	CARBON	220K 5% 1/4W
R612	1-217-809-91	FUSIBLE	0.33 5% 1/4W
R613	1-217-811-91	FUSIBLE	0.47 5% 1/4W
R615	1-249-399-11	CARBON	33 5% 1/4W
R617	1-216-354-11	METAL OXIDE	2.7 5% 1W F
R801	1-217-811-91	FUSIBLE	0.47 5% 1/4W
R802	1-205-642-00	WIREWOUND	3.3K 10% 5W F
R804	1-217-822-91	FUSIBLE	4.7K 5% 1/4W
R805	1-249-399-11	CARBON	33 5% 1/4W
R806	1-249-421-11	CARBON	2.2K 5% 1/4W
R807	1-212-877-11	FUSIBLE	68 5% 1/4W
R808	1-216-347-11	METAL OXIDE	0.68 5% 1W F
R809	1-249-421-11	CARBON	2.2K 5% 1/4W
R810	1-202-721-00	SOLID	1.5M 10% 1/2W
R822	1-247-903-00	CARBON	1M 5% 1/4W
R823	1-217-820-91	FUSIBLE	3.3K 5% 1/4W
R824	1-249-434-11	CARBON	27K 5% 1/4W
R826	1-249-430-11	CARBON	12K 5% 1/4W
R827	1-249-417-11	CARBON	1K 5% 1/4W
R828	1-249-438-11	CARBON	56K 5% 1/4W
R829	1-247-883-00	CARBON	150K 5% 1/4W
R830	1-249-429-11	CARBON	10K 5% 1/4W
R831	1-249-423-11	CARBON	3.3K 5% 1/4W
R833	1-212-857-00	FUSIBLE	10 5% 1/4W
R852	1-216-431-11	METAL OXIDE	560 5% 1W
R854	1-217-811-91	FUSIBLE	0.47 5% 1/4W
R855	1-202-830-00	SOLID	10K 10% 1/2W
R856	1-217-825-11	FUSIBLE	8.2K 5% 1/4W
R857	1-247-887-00	CARBON	220K 5% 1/4W
R858	1-215-882-00	METAL OXIDE	22 5% 2W

<VARIABLE RESISTOR>

RV401	1-238-163-11	RES, VAR, CARBON	10K
RV501	1-238-016-11	RES, ADJ, CARBON	10K
RV552	1-238-020-11	RES, ADJ, CARBON	100K
RV553	1-238-016-11	RES, ADJ, CARBON	10K
RV801	1-223-102-00	RES, ADJ, WIREWOUND	120
RV802	1-238-019-11	RES, ADJ, CARBON	47K

REF. NO.	PART NO.	DESCRIPTION	REMARK
<SWITCH>			
S001	1-571-532-21	SWITCH, TACTIL	
S002	1-571-532-21	SWITCH, TACTIL	
S003	1-571-532-21	SWITCH, TACTIL	
S004	1-571-532-21	SWITCH, TACTIL	
S005	1-571-532-21	SWITCH, TACTIL	
S006	1-571-532-21	SWITCH, TACTIL	
S007	1-571-532-21	SWITCH, TACTIL	
S009	1-571-532-21	SWITCH, TACTIL	
<SPARK GAP>			
SG801	1-519-422-11	GAP, SPARK	
<IF BLOCK>			
SIF101	1-464-963-11	IF BLOCK (IFG-334F)	
VIF101	1-464-962-11	IF BLOCK (IFG-389FS)	
<TRANSFORMER>			
T151	1-404-806-11	COIL	
T601 Δ	1-449-275-12	S.R.T	
T603 Δ	1-421-776-11	LFT	
T604 Δ	1-424-078-11	TRANSFORMER, TRIGGER PULSE	
T605 Δ	1-421-862-11	LFT	
T801	1-437-078-00	TRANSFORMER, HORIZONTAL DRIVE	
T851 Δ	1-439-432-11	TRANSFORMER ASSY, FLYBACK	
<THERMISTOR>			
TH601 Δ	1-806-165-11	THERMISTOR (POSITIVE)	
<TUNER>			
TU101 Δ	1-463-881-11	TUNER, ET (UV-617)	

MISCELLANEOUS			

Δ 1-451-304-21	DEFLECTION YOKE (Y16SXA)		
1-452-032-00	MAGNET, DISK; 10MM ϕ		
1-452-094-00	MAGNET, ROTATABLE DISK; 15MM ϕ		
1-452-277-00	MAGNET, BMC		
1-503-344-21	SPEAKER (8CM CONE TYPE)		
Δ 1-559-824-11	CORD, POWER (WITH CONNECTOR)		
L901 Δ	1-426-317-21	COIL, DEGAUSSING	
V901 Δ	8-738-852-05	PICTURE TUBE (A37JUW10X)	
