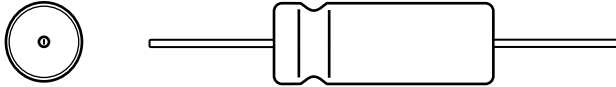


Aluminum Capacitors + 125 °C, Miniature, Axial Lead



FEATURES

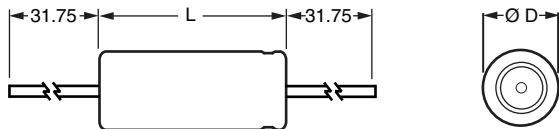
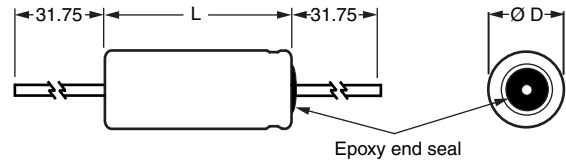
- Extended temperature range
- Economical
- High reliability design
- Low DCL option
- For timing circuit applications
- Material categorization: For definitions of compliance please see www.vishay.com/doc?99912



QUICK REFERENCE DATA	
DESCRIPTION	VALUE
Nominal case size Ø D x L in mm	0.248" x 0.689" [6.3 x 17.5] to 0.492" x 1.752" [12.5 x 44.5]
Operating temperature	- 55 °C to + 125 °C
Rated capacitance range, C _R	6.8 µF to 3900 µF
Tolerance on C _R	± 20 %
Rated voltage range, U _R	3 WV _{DC} to 63 WV _{DC}
Termination	Axial leaded
Life validation test at 125 °C 500 h for case size BB to CB 1000 h for case size CC to DF 2000 h for case size DH to FK	ΔCAP ≤ 20 % from initial measurement. ΔESR ≤ 1.5 x initial specified limit. ΔDCL ≤ initial specified limit.
Shelf life 500 h at 85 °C	ΔCAP ≤ 20 % from initial measurement. ΔESR ≤ 1.5 x initial specified limit. ΔDCL ≤ 3 x the initial specified limit.
DC leakage current	I = 0.004 CV + 3 I in µA, C in µF, V in Volts

RIPPLE CURRENT MULTIPLIERS				
TEMPERATURE				
AMBIENT TEMPERATURE	MULTIPLIERS			
+ 105 °C	0.5			
+ 85 °C	1.0			
+ 65 °C	2.0			
+ 55 °C or less	2.5			
FREQUENCY (Hz)				
WV _{DC}	50 TO 60	100 TO 120	300 TO 400	> 1000
3 to 63	0.90	1.00	1.10	1.35

DIMENSIONS in inches [millimeters]						
CASE CODE	NOMINAL		STYLE 2		STYLE 5	
	D	L	D (max.)	L (max.)	D (max.)	L (max.)
BB	0.248 [6.3]	0.689 [17.5]	0.276 [7.0]	0.756 [19.2]	0.276 [7.0]	0.815 [20.7]
CB	0.315 [8.0]	0.689 [17.5]	0.339 [8.6]	0.756 [19.2]	0.339 [8.6]	0.815 [20.7]
CC	0.315 [8.0]	0.807 [20.5]	0.339 [8.6]	0.878 [22.3]	0.339 [8.6]	0.937 [23.8]
DC	0.374 [9.5]	0.807 [20.5]	0.402 [10.2]	0.878 [22.3]	0.402 [10.2]	0.937 [23.8]
DD	0.374 [9.5]	0.945 [24.0]	0.402 [10.2]	1.004 [25.5]	0.402 [10.2]	1.063 [27.0]
DF	0.374 [9.5]	1.260 [32.0]	0.402 [10.2]	1.319 [33.5]	0.402 [10.2]	1.378 [35.0]
DH	0.374 [9.5]	1.496 [38.0]	0.402 [10.2]	1.567 [39.8]	0.402 [10.2]	1.626 [41.3]
EF	0.433 [11.0]	1.260 [32.0]	0.465 [11.8]	1.319 [33.5]	0.465 [11.8]	1.378 [35.0]
EH	0.433 [11.0]	1.496 [38.0]	0.465 [11.8]	1.567 [39.8]	0.465 [11.8]	1.63 [41.3]
FH	0.492 [12.5]	1.496 [38.0]	0.516 [13.1]	1.567 [39.8]	0.516 [13.1]	1.63 [41.3]
FK	0.492 [12.5]	1.752 [44.5]	0.516 [13.1]	1.83 [46.5]	0.516 [13.1]	1.89 [48.0]

DIMENSIONS AND AVAILABLE FORMS
Case Style 2

Case Style 5

PART NUMBER INFORMATION

630D	826	M	003	BB	2	A
TYPE	CAPACITANCE	CAPACITANCE TOLERANCE	DC VOLTAGE RATING	CASE CODE	CASE STYLE	PACKAGING
Identifies the series name.	Expressed in pF. The first two digits are significant figures. The third is the number of zeros.	M = - 20 %/+ 20 % A = - 10 %/+ 10 %	Expressed in volts. The letter "R" signifies a decimal point (i.e. 6R3 = 6.3 V).	See table Dimensions.	2 = Polyester insulating sleeve (Std.) 5 = Polyester insulating sleeve with resin end seal (required for exposure to halogenated cleaning solvents)	A = Bulk pack (Std.) T = Tape and reel (Not available in G and L diameters)

Note

- For lead (Pb)-free/RoHS compliant products add suffix "E3" to part number.
Example: 630D157M030DF2AE3



Disclaimer

ALL PRODUCT, PRODUCT SPECIFICATIONS AND DATA ARE SUBJECT TO CHANGE WITHOUT NOTICE TO IMPROVE RELIABILITY, FUNCTION OR DESIGN OR OTHERWISE.

Vishay Intertechnology, Inc., its affiliates, agents, and employees, and all persons acting on its or their behalf (collectively, "Vishay"), disclaim any and all liability for any errors, inaccuracies or incompleteness contained in any datasheet or in any other disclosure relating to any product.

Vishay makes no warranty, representation or guarantee regarding the suitability of the products for any particular purpose or the continuing production of any product. To the maximum extent permitted by applicable law, Vishay disclaims (i) any and all liability arising out of the application or use of any product, (ii) any and all liability, including without limitation special, consequential or incidental damages, and (iii) any and all implied warranties, including warranties of fitness for particular purpose, non-infringement and merchantability.

Statements regarding the suitability of products for certain types of applications are based on Vishay's knowledge of typical requirements that are often placed on Vishay products in generic applications. Such statements are not binding statements about the suitability of products for a particular application. It is the customer's responsibility to validate that a particular product with the properties described in the product specification is suitable for use in a particular application. Parameters provided in datasheets and/or specifications may vary in different applications and performance may vary over time. All operating parameters, including typical parameters, must be validated for each customer application by the customer's technical experts. Product specifications do not expand or otherwise modify Vishay's terms and conditions of purchase, including but not limited to the warranty expressed therein.

Except as expressly indicated in writing, Vishay products are not designed for use in medical, life-saving, or life-sustaining applications or for any other application in which the failure of the Vishay product could result in personal injury or death. Customers using or selling Vishay products not expressly indicated for use in such applications do so at their own risk. Please contact authorized Vishay personnel to obtain written terms and conditions regarding products designed for such applications.

No license, express or implied, by estoppel or otherwise, to any intellectual property rights is granted by this document or by any conduct of Vishay. Product names and markings noted herein may be trademarks of their respective owners.

Material Category Policy

Vishay Intertechnology, Inc. hereby certifies that all its products that are identified as RoHS-Compliant fulfill the definitions and restrictions defined under Directive 2011/65/EU of The European Parliament and of the Council of June 8, 2011 on the restriction of the use of certain hazardous substances in electrical and electronic equipment (EEE) - recast, unless otherwise specified as non-compliant.

Please note that some Vishay documentation may still make reference to RoHS Directive 2002/95/EC. We confirm that all the products identified as being compliant to Directive 2002/95/EC conform to Directive 2011/65/EU.

Vishay Intertechnology, Inc. hereby certifies that all its products that are identified as Halogen-Free follow Halogen-Free requirements as per JEDEC JS709A standards. Please note that some Vishay documentation may still make reference to the IEC 61249-2-21 definition. We confirm that all the products identified as being compliant to IEC 61249-2-21 conform to JEDEC JS709A standards.