


High Voltage DC Capacitors



TYPE EPR

The EPR range of capacitors are manufactured using a mixed dielectric material that consists of polyester /polypropylene film and capacitor tissue. They are impregnated and filled with a mineral oil. The container is a robust rectangular polypropylene case. The internal construction is designed to prevent movement when the capacitor is subjected to mechanical shock or vibration. An inert welding process ensures hermetic sealing. Standard terminations are M10 threaded inserts which eliminates the necessity for large voltage terminals. The case has an extremely low affinity for moisture and is resistant to virtually all electrical environments. Brackets can be welded on as required.

Note

- The impregnant used is a non toxic highly purified and inhibited mineral oil.

APPLICATIONS

The EPR range is designed specifically for DC applications such as filters:

- By-pass
- Coupling
- Rapid discharge
- Pulse forming networks
- Radar
- Laser
- X-ray equipment

TEMPERATURE RANGE

Temperature range is - 40 °C to + 85 °C. Derating is required for operation at higher temperatures.

TEMPERATURE COEFFICIENT

Capacitance will increase by 2 % per 100 °C temperature rise.

CAPACITANCE RANGE

0.002 μ F to 2 μ F. The tolerance is \pm 10 %. Other tolerance are available on request. Normal values measured at 1 kHz.

RIPPLE

The sum of the peak ripple voltage and the DC voltage should not exceed the rated voltage. Refer to graph fig. 1 for permissible peak-to-peak ripple voltage as a percentage of rated voltage for various frequencies.

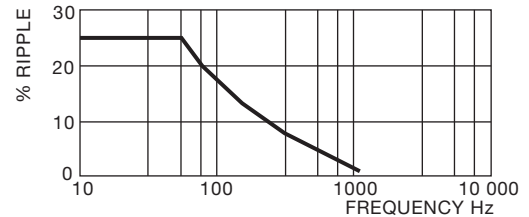


Fig. 1

POWER FACTOR

The power factor is variable, and is a function of temperature and frequency see fig. 2. Nominal value < 0.5 % at 20 °C

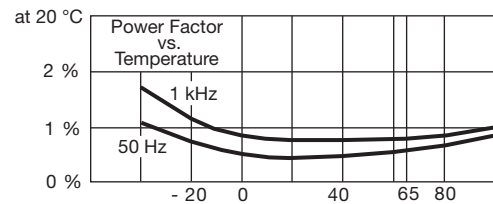


Fig. 2

DIELECTRIC RESISTANCE

(Parallel resistance) is indicated by the graph of insulance ($M\Omega \times \mu F$) vs temperature fig. 3. The insulance ($M\Omega \times \mu F$) is nominally 10 000 s at + 20 °C. (Measurements taken after 1 minute with an applied voltage of 500 V)

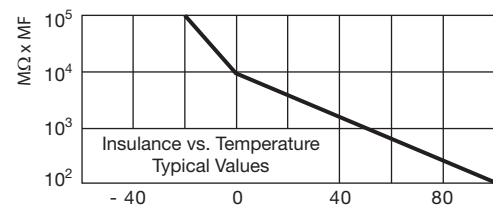


Fig. 3

LIFE EXPECTANCY

EPR type capacitors are designed for a life expectancy of 50 000 h at 65 °C. To achieve the same life expectancy at 85 °C derate to 60 % of rated voltage fig. 4.

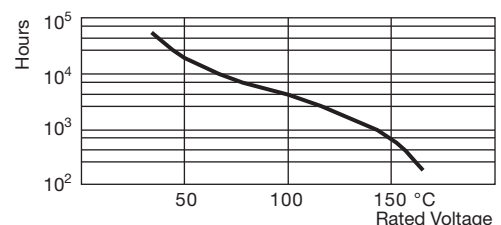


Fig. 4

VOLTAGE RANGE

1000 V_{DC} to 300 000 V_{DC}

TEST VOLTAGE

Terminal/terminal (V_t/t)

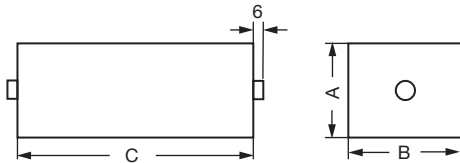
For DC rating < 20 kV

V_t/t = 2.0 x rated voltage 60 s

For DC rating > 20 kV

V_t/t = 1.5 x rated voltage 60 s

DIMENSIONS in millimeters



TYPE DESCRIPTION				
PART NUMBER	CAP. μF	A	B	C
15 kV_{DC}				
EPR150-104	0.1	75	75	142
30 kV_{DC}				
EPR300-504	0.5	130	220	185
50 kV_{DC}				
EPR500-103	0.01	70	90	245
EPR500-504	0.5	175	235	280
75 kV_{DC}				
EPR750-503	0.05	80	110	365
EPR750-104	0.1	115	130	365
EPR750-254	0.25	175	190	365
100 kV_{DC}				
EPR1000-253	0.025	80	90	420
EPR1000-403	0.04	120	200	285
EPR1000-104	0.1	125	175	445
200 kV_{DC}				
EPR2000-502	0.005	90	90	385
300 kV_{DC}				
EPR3000-252	0.0025	70	95	555



Disclaimer

ALL PRODUCT, PRODUCT SPECIFICATIONS AND DATA ARE SUBJECT TO CHANGE WITHOUT NOTICE TO IMPROVE RELIABILITY, FUNCTION OR DESIGN OR OTHERWISE.

Vishay Intertechnology, Inc., its affiliates, agents, and employees, and all persons acting on its or their behalf (collectively, "Vishay"), disclaim any and all liability for any errors, inaccuracies or incompleteness contained in any datasheet or in any other disclosure relating to any product.

Vishay makes no warranty, representation or guarantee regarding the suitability of the products for any particular purpose or the continuing production of any product. To the maximum extent permitted by applicable law, Vishay disclaims (i) any and all liability arising out of the application or use of any product, (ii) any and all liability, including without limitation special, consequential or incidental damages, and (iii) any and all implied warranties, including warranties of fitness for particular purpose, non-infringement and merchantability.

Statements regarding the suitability of products for certain types of applications are based on Vishay's knowledge of typical requirements that are often placed on Vishay products in generic applications. Such statements are not binding statements about the suitability of products for a particular application. It is the customer's responsibility to validate that a particular product with the properties described in the product specification is suitable for use in a particular application. Parameters provided in datasheets and/or specifications may vary in different applications and performance may vary over time. All operating parameters, including typical parameters, must be validated for each customer application by the customer's technical experts. Product specifications do not expand or otherwise modify Vishay's terms and conditions of purchase, including but not limited to the warranty expressed therein.

Except as expressly indicated in writing, Vishay products are not designed for use in medical, life-saving, or life-sustaining applications or for any other application in which the failure of the Vishay product could result in personal injury or death. Customers using or selling Vishay products not expressly indicated for use in such applications do so at their own risk. Please contact authorized Vishay personnel to obtain written terms and conditions regarding products designed for such applications.

No license, express or implied, by estoppel or otherwise, to any intellectual property rights is granted by this document or by any conduct of Vishay. Product names and markings noted herein may be trademarks of their respective owners.

Material Category Policy

Vishay Intertechnology, Inc. hereby certifies that all its products that are identified as RoHS-Compliant fulfill the definitions and restrictions defined under Directive 2011/65/EU of The European Parliament and of the Council of June 8, 2011 on the restriction of the use of certain hazardous substances in electrical and electronic equipment (EEE) - recast, unless otherwise specified as non-compliant.

Please note that some Vishay documentation may still make reference to RoHS Directive 2002/95/EC. We confirm that all the products identified as being compliant to Directive 2002/95/EC conform to Directive 2011/65/EU.

Vishay Intertechnology, Inc. hereby certifies that all its products that are identified as Halogen-Free follow Halogen-Free requirements as per JEDEC JS709A standards. Please note that some Vishay documentation may still make reference to the IEC 61249-2-21 definition. We confirm that all the products identified as being compliant to IEC 61249-2-21 conform to JEDEC JS709A standards.