

RF Power Pot Capacitors for Coupling Purposes, Class 1 Ceramic Dielectric



QUICK REFERENCE DATA		
DESCRIPTION	VALUE	
Ceramic Class	1	
Ceramic Dielectric	N3300, R230	
Type	TDZ 050170, TDFZ 060215	TDFZ 060197, TDFZ 070265
Voltage (V _p)	15 000	20 000
Min. Capacitance (pF)	10 000	10 000
Max. Capacitance (pF)	15 000	10 000
Mounting	Screw terminal	

MATERIAL

Capacitor elements made from Class 1 ceramic dielectric with noble metal electrodes.

Connection terminals:

Made from copper/brass, silver plated

FINISH

Capacitor body completely protective laquered

These capacitors feature umbrella-shaped insulation rims made from resin encapsulation (type TDZ) or silicone elastomer (type TDFZ) to minimize the adverse effects of moisture, dust and other impurities in the working environment and to improve the characteristics of the electrical field.

MARKING

Type designator, capacitance value and tolerance, rated peak voltage, ceramic material code, production date code, manufacturer logo.

ACCESSORIES ADDED

These pot capacitors are supplied with the necessary nuts, screws and washers to make the connection to both electrode terminals.

FEATURES

- High voltage and capacitance ratings
- High reliability

APPLICATIONS

Filter, bypass and coupling circuits where high voltages and capacitance values are required.

CAPACITANCE RANGE

10 nF to 15 nF

CAPACITANCE TOLERANCE

± 20 %

CERAMIC DIELECTRICS

- N3300 (TCC - 3300 ppm/K)
- R230 (TCC - 750 ppm/K)

RATED VOLTAGE

- 15 kV_p
- 20 kV_p

DIELECTRIC STRENGTH TEST

150 % of rated AC voltage, 50 Hz, 2 minutes

DISSIPATION FACTOR

Max. 0.08 % (10 kHz)

INDUCTANCE

20 nH (typical)

INSULATION RESISTANCE

Min. 10 000 MΩ (at 25 °C)

OPERATING TEMPERATURE RANGE

- 55 °C to + 100 °C



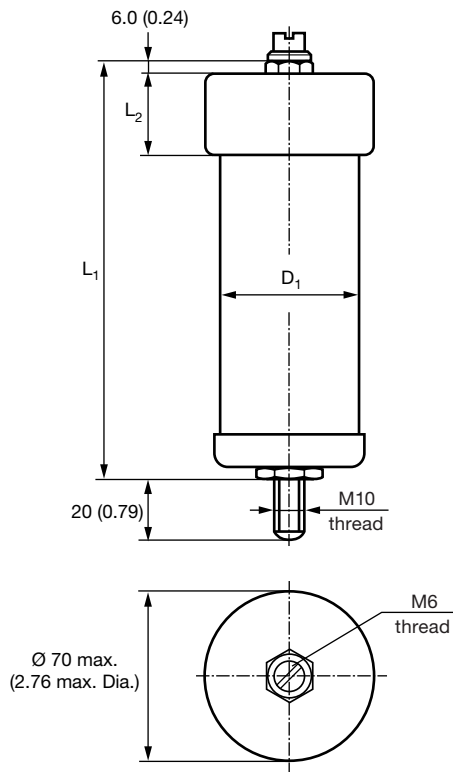
SAP PART NUMBER AND ELECTRICAL DATA					
PART NUMBER	CERAMIC	CAP. VALUES (pF)	RATED VOLTAGE ⁽¹⁾ (kV _p)	RATED POWER ⁽²⁾ (kvar)	RATED CURRENT (A _{RMS})
TYPE TDZ 050170					
TDZ50170BJ10338AQ1	N3300	10 000	15	12.5	max. 20
TYPE TDFZ 060197					
TF060197WP10338AQ1	N3300	10 000	20	20	max. 30
TYPE TDFZ 060215					
TF060215BJ15338AQ1	N3300	15 000	15	30	max. 40
TYPE TDFZ 070265					
TF070265WP10338BK1	R230	10 000	20	40	max. 40

Notes

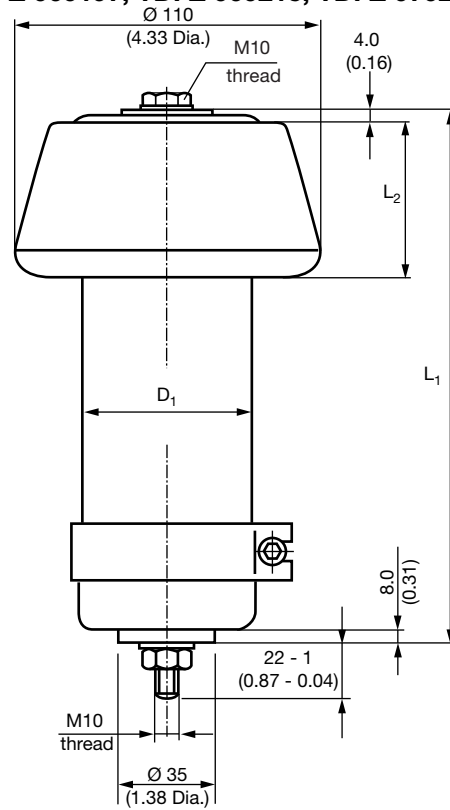
- (1) Rated voltage = RF-peak voltage + DC voltage
- (2) The surface temperature during operation must not exceed + 100 °C

DIMENSIONS in millimeters (inches)

TDZ 050170



TDFZ 060197, TDFZ 060215, TDFZ 070265

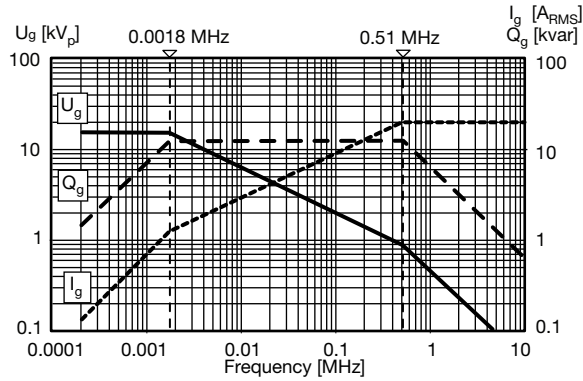


TYPE	D ₁ mm (inches)	L ₁ mm (inches)	L ₂ mm (inches)
TDZ 050170	Ø 50 (1.97 Dia.)	190 ± 5.0 (7.48 ± 0.20)	40 max. (1.58 max.)
TDFZ 060197	Ø 60 (2.36 Dia.)	197 ± 2.5 (7.76 ± 0.10)	55 (2.17)
TDFZ 060215		215 ± 2.5 (8.47 ± 0.10)	
TDFZ 070265	Ø 70 (2.76 Dia.)	265 - 22 (10.44 - 0.87)	70 (2.76)

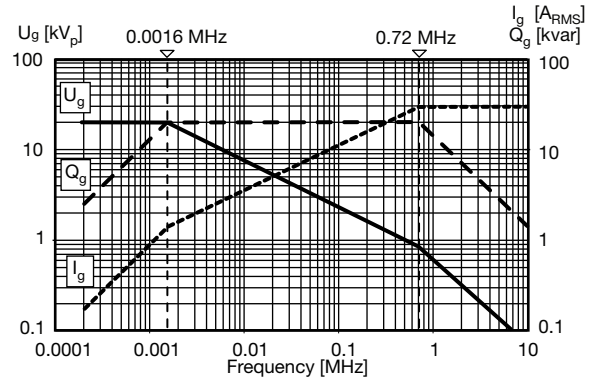


DERATING DIAGRAMS

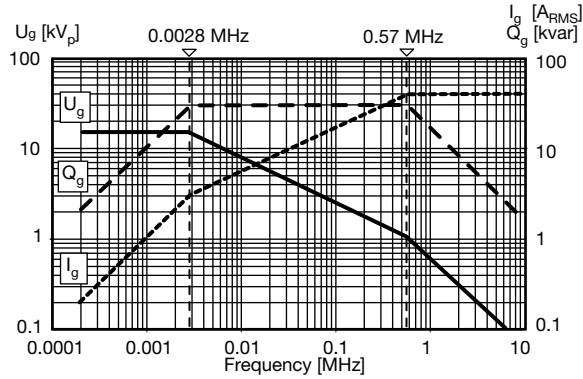
TDZ50170BJ10338AQ1



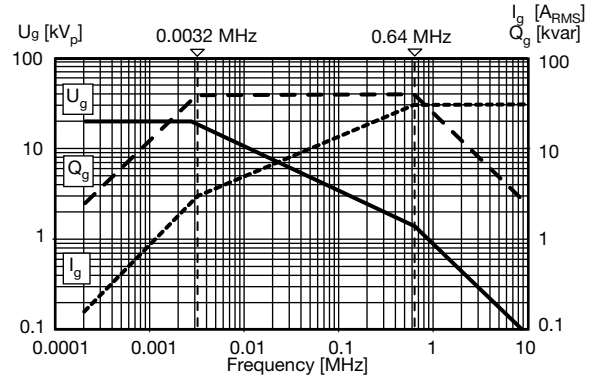
TF060197WP10338AQ1



TF060215BJ15338AQ1



TF070265WP10338BK1





Disclaimer

ALL PRODUCT, PRODUCT SPECIFICATIONS AND DATA ARE SUBJECT TO CHANGE WITHOUT NOTICE TO IMPROVE RELIABILITY, FUNCTION OR DESIGN OR OTHERWISE.

Vishay Intertechnology, Inc., its affiliates, agents, and employees, and all persons acting on its or their behalf (collectively, "Vishay"), disclaim any and all liability for any errors, inaccuracies or incompleteness contained in any datasheet or in any other disclosure relating to any product.

Vishay makes no warranty, representation or guarantee regarding the suitability of the products for any particular purpose or the continuing production of any product. To the maximum extent permitted by applicable law, Vishay disclaims (i) any and all liability arising out of the application or use of any product, (ii) any and all liability, including without limitation special, consequential or incidental damages, and (iii) any and all implied warranties, including warranties of fitness for particular purpose, non-infringement and merchantability.

Statements regarding the suitability of products for certain types of applications are based on Vishay's knowledge of typical requirements that are often placed on Vishay products in generic applications. Such statements are not binding statements about the suitability of products for a particular application. It is the customer's responsibility to validate that a particular product with the properties described in the product specification is suitable for use in a particular application. Parameters provided in datasheets and/or specifications may vary in different applications and performance may vary over time. All operating parameters, including typical parameters, must be validated for each customer application by the customer's technical experts. Product specifications do not expand or otherwise modify Vishay's terms and conditions of purchase, including but not limited to the warranty expressed therein.

Except as expressly indicated in writing, Vishay products are not designed for use in medical, life-saving, or life-sustaining applications or for any other application in which the failure of the Vishay product could result in personal injury or death. Customers using or selling Vishay products not expressly indicated for use in such applications do so at their own risk. Please contact authorized Vishay personnel to obtain written terms and conditions regarding products designed for such applications.

No license, express or implied, by estoppel or otherwise, to any intellectual property rights is granted by this document or by any conduct of Vishay. Product names and markings noted herein may be trademarks of their respective owners.

Material Category Policy

Vishay Intertechnology, Inc. hereby certifies that all its products that are identified as RoHS-Compliant fulfill the definitions and restrictions defined under Directive 2011/65/EU of The European Parliament and of the Council of June 8, 2011 on the restriction of the use of certain hazardous substances in electrical and electronic equipment (EEE) - recast, unless otherwise specified as non-compliant.

Please note that some Vishay documentation may still make reference to RoHS Directive 2002/95/EC. We confirm that all the products identified as being compliant to Directive 2002/95/EC conform to Directive 2011/65/EU.

Vishay Intertechnology, Inc. hereby certifies that all its products that are identified as Halogen-Free follow Halogen-Free requirements as per JEDEC JS709A standards. Please note that some Vishay documentation may still make reference to the IEC 61249-2-21 definition. We confirm that all the products identified as being compliant to IEC 61249-2-21 conform to JEDEC JS709A standards.